

1(a) Statement showing shareholding pattern
 Name of the Company : Nilkamal Limited
 Quarter ended : 30-06-2011

Scrip Code(BSE) : 523385
 Scrip Code (NSE):NILKAMAL

Page: No. 1

Name of the Scrip : Nilkamal Limited
 Class of Security : Equity


Partly paid-up Shares : -	No. of partly paid-up shares	As a % of total no. of partly paid-up Shares	As a % of total no. of shares of the Company
Held by Promoter/Promoter group	Nil	N. A.	N.A
Held by Public	Nil	N. A.	N.A
Total	Nil	N. A.	N.A

Outstanding convertible securities : -	No of outstanding securities	As a % of total no. of outstanding convertible securities	As a % of total no. of the company, assuming full conversion of the convertible securities
Held by Promoter/Promoter group	Nil	N. A.	N.A
Held by Public	Nil	N. A.	N.A
Total	Nil	N. A.	N.A

Warrants : -	No. of warrants	As a % of total no. of warrants	As a % of total no of shares of the company, assuming full conversion of Warrants.
Held by Promoter/Promoter group	Nil	N. A.	N.A
Held by Public	Nil	N. A.	N.A
Total	Nil	N. A.	N.A
Total paid-up capital of the company, assuming full conversion of warrants and convertible securities	N.A.		



Category Code	Category of Shareholder	Number of Shareholders	Total Number of Shares	Number of shares held in dematerialised form	Total Shareholding as a percentage of total number of shares		Shares pledged or otherwise encumbered	
					As a percentage of (A+B)	As a percentage of (A+B+C)	No. of Shares	As a percentage
(I)	(II)	(III)	(IV)	(V)	(VI)	(VII)	(VIII)	(IX) = (VIII) / (IV) * 100
(A)	Shareholding of Promoter and Promoter Group							
1	Indian							
	a) Individuals / Hindu Undivided Family	24	6730885	6730885	45.11	45.11	0.00	0.00
	b) Central Government / State Government	0	0	0	0.00	0.00	0.00	0.00
	c) Bodies Corporate	3	2376500	2376500	15.93	15.93	0.00	0.00
	d) Financial Institutions / Banks	0	0	0	0.00	0.00	0.00	0.00
	e) Any other	0	0	0	0.00	0.00	0.00	0.00
	Sub - Total (A)(1)	27	9107385	9107385	61.03	61.03	0.00	0.00
2	Foreign							
	a) Individuals (Non-Resident Individuals / Foreign Individuals)	0	0	0	0.00	0.00	0.00	0.00
	b) Bodies Corporat	0	0	0	0.00	0.00	0.00	0.00
	c) Institutions	0	0	0	0.00	0.00	0.00	0.00
	d) Any other	0	0	0	0.00	0.00	0.00	0.00
	Sub - Total (A) (2)	0	0	0	0.00	0.00	0.00	0.00
	Total Shareholding of Promoter and Promoter Group	27	9107385	9107385	61.03	61.03	0.00	0.00
	(A) = (A)(1) + (A) (2)							
(B)	Public Shareholding							
1	Institutions							
	a) Mutual Funds / UTI	5	2599711	2599411	17.42	17.42	0.00	0.00
	b) Financial Institutions / Banks	2	1100	1100	0.01	0.01	0.00	0.00
	c) Central Government(s) / State Government(s)	0	0	0	0.00	0.00	0.00	0.00
	d) Venture Capital Funds	0	0	0	0.00	0.00	0.00	0.00
	e) Insurance Companies	2	155968	155968	1.05	1.05	0.00	0.00
	f) Foreign Institutional Investors	4	91430	91230	0.61	0.61	0.00	0.00
	g) Foreign Venture Capital Investors	0	0	0	0.00	0.00	0.00	0.00
	h) Any other	0	0	0	0.00	0.00	0.00	0.00
	Sub - Total (B)(1)	13	2848209	2847709	19.09	19.09	0.00	0.00




2	Non-institutions							
	a) Bodies Corporate	253	649849	647664	4.35	4.35	0.00	0.00
	b) Individuals -							
	i) Individual shareholders holding nominal share capital up to Rs. 1 Lakh.	6813	1282376	1027462	8.59	8.59	0.00	0.00
	ii) Individual shareholders holding nominal share capital in excess of Rs. 1 lakh.	23	801595	801595	5.37	5.37	0.00	0.00
	c) Any other	0	0	0	-	-	0.00	0.00
	j) Non- Resident Indians	67	189093	188993	1.27	1.27	0.00	0.00
	ii) Non Resident (Non Repatriable)	20	44018	44018	0.29	0.29	0.00	0.00
	iii) Overseas Corporate Bodies	0	0	0	-	-	0.00	0.00
	Sub-Total (B) (2)	7176	2966931	2709732	19.88	19.88	0.00	0.00
	Total Public Shareholding B = (B)(1) + (B)(2)	7189	5815140	5557441	38.97	38.97	0.00	0.00
(C)	Shares held by Custodians and against which receipts have been issued							
1	Promoter and Promoter Group	0	0	0	-	-	0	0
2	Public	0	0	0	-	-	0	0
	Sub - Total (C)						0	0
	GRAND TOTAL (A)+(B)+(C)	7216	14922525	14664826	100.00	100.00		

(1) (b) Statement Showing Shareholding of persons belonging to the category "Promoter and Promoter Group"

Sr. No.	Name of the Shareholder	Total Shares held		Shares pledged or otherwise encumbered		
		Number (III)	As a % of grand total (A) + (B) + (C) (IV)	Number (V)	As a Percentage (VI) = (V) / (III)*100	As a % of grand total (A) + (B) + (C) of sub-clause (I) (a) (VII)
1	Nilkamal Builders Pvt. Ltd	1464000	9.81	0.00	0.00	0.00
2	Heirloom Finance Pvt. Ltd	912000	6.11	0.00	0.00	0.00
3	Vamanrai V. Parekh	968102	6.49	0.00	0.00	0.00
4	Sharad V. Parekh	531004	3.56	0.00	0.00	0.00
5	Hiten V. Parekh	213489	1.43	0.00	0.00	0.00
6	Manish V. Parekh	216150	1.45	0.00	0.00	0.00
7	Nayan S. Parekh	477113	3.20	0.00	0.00	0.00
8	Vamanrai V. Parekh (HUF)	6382	0.04	0.00	0.00	0.00
9	Sharad V. Parekh (HUF)	7223	0.05	0.00	0.00	0.00
10	Hiten V. Parekh (HUF)	5000	0.03	0.00	0.00	0.00
11	Manish V. Parekh (HUF)	4500	0.03	0.00	0.00	0.00
12	Purvi N. Parekh	24172	0.16	0.00	0.00	0.00
13	Smriti H. Parekh	7101	0.05	0.00	0.00	0.00
14	Manju M. Parekh	11844	0.08	0.00	0.00	0.00
15	Priyanka H. Parekh	5000	0.03	0.00	0.00	0.00
16	Mihir H. Parekh	11900	0.08	0.00	0.00	0.00
17	Manish V. Parekh Natural gaurdian holding on behalf of Eashan M. Parekh	10000	0.07	0.00	0.00	0.00
18	Shrimant Holding Pvt. Ltd	500	0.00	0.00	0.00	0.00
19	Rajul M. Gandhi	18051	0.12	0.00	0.00	0.00
20	Manoj K. Gandhi	6210	0.04	0.00	0.00	0.00
21	Vamanrai V. Parekh	761904	5.11	0.00	0.00	0.00
22	Sharad V. Parekh	761904	5.11	0.00	0.00	0.00
23	Hiten V. Parekh	925966	6.21	0.00	0.00	0.00
24	Manish V. Parekh	455639	3.05	0.00	0.00	0.00
25	Nayan S. Parekh	540327	3.62	0.00	0.00	0.00
26	Purvi N. Parekh	380952	2.55	0.00	0.00	0.00
27	Manju M. Parekh	380952	2.55	0.00	0.00	0.00
	Total	9107385	61.03	0.00	0.00	0.00

Note : The persons included at Serial No. 19 & 20 are independent on which the Promoters have no control of any nature whatsoever.



(1) (c) Statement Showing Shareholding of persons belonging to the category "Public" and holding more than 1 % of the total number of shares.

Sr. No.	Name of the Shareholder	Number of Shares	Share as a % of total number of shares.
1	Reliance Capital Trustee Co. Ltd. A/C - Reliance regular Savings Fund - Equity Option	1000000	6.70
2	IDFC Premier Equity Fund	873319	5.85
3	SBI Mutual Fund A/C MMPS 93	521605	3.50
4	DSP Blackrock Micro Cap Fund	204487	1.37
5	Padmakshi Financial Services Pvt. Ltd.	297688	1.99
6	Sweta Vikash Shah	163334	1.09
	Total	3060433	20.51

(1) (d) Statement Showing details of locked -in shares

Sr. No.	Name of the Shareholder	Category of Shareholders (Promoters/ Public)	Number of lock-in shares	Locked-in Share as a % of total number of shares.
1	Not - Applicable	-	0	0.00
	Total	-	0	0.00

(II) (a) Statement Showing details of Depository Receipts (DRs)


Sr. No.	Type of outstanding DR (ADRs, GDRs, SDRs, etc.)	Number of outstanding DRs	Number of shares underlying outstanding DRs	Shares underlying outstanding DRs as per % of total number of shares.
1	Not - Applicable	0	0	0.00
	Total	0	0	0.00

(III) (b) Statement Showing Holding of Depository

Sr. No.	Name of the DR Holder	Type of outstanding DR	Number of shares underlying outstanding DRs	Shares underlying outstanding DRs as a percentage of total number of shares (i.e., Grand Total (A)+(B)+(C) indicated in Statement at para (I)(a) above)
1	Not - applicable		0	0
	Total		0	0

(III) (a) Statement showing the voting pattern of
--- Not - Applicable---

Place : Mumbai
Date: 20-07-2011



For Nilkamal Limited

Prave
Prave
Company Secretary