


Name of the Company : Nilkamal Limited Quarter ended : 30-06-2015		Scrip Code(BSE) : 523385 Scrip Code (NSE):NILKAMAL  Name of the Scrip : Nilkamal Limited Class of Security : Equity  Page No. 1		
<b>Partly paid-up Shares : -</b>		<b>No. of partly paid-up shares</b>	<b>As a % of total no. of partly paid-up Shares</b>	<b>As a % of total no. of shares of the Company</b>
Held by Promoter/Promoter group		Nil	N. A.	N.A
Held by Public		Nil	N. A.	N.A
<b>Total</b>		<b>Nil</b>	<b>N. A.</b>	<b>N.A</b>
<b>Outstanding convertible securities : -</b>		<b>No of outstanding securities</b>	<b>As a % of total no. of outstanding convertible securities</b>	<b>As a % of total no. of the Company, assuming full conversion of the convertible</b>
Held by Promoter/Promoter group		Nil	N. A.	N.A
Held by Public		Nil	N. A.	N.A
<b>Total</b>		<b>Nil</b>	<b>N. A.</b>	<b>N.A</b>
<b>Warrants : -</b>		<b>No. of warrants</b>	<b>As a % of total no. of warrants</b>	<b>As a % of total no of shares of the Company, assuming full conversion of Warrants.</b>
Held by Promoter/Promoter group		Nil	N. A.	N.A
Held by Public		Nil	N. A.	N.A
<b>Total</b>		<b>Nil</b>	<b>N. A.</b>	<b>N.A</b>
<b>Total paid-up capital of the Company, assuming full convesion of warrants and convertible securities</b>		<b>N.A.</b>		



## Statement showing shareholding pattern


Table 1(a)

Page: No. 2

Category Code	Category of Shareholder	Number of Shareholders	Total Number of Shares	Number of shares held in dematerialised form	Total Shareholding as a percentage of total number of shares		Shares pledged or otherwise encumbered	
					As a percentage of (A+B)	As a percentage of (A+B+C)	No. of Shares	As a percentage
(I)	(II)	(III)	(IV)	(V)	(VI)	(VII)	(VIII)	(IX) = (VIII) / (IV) * 100
<b>(A)</b>	<b>Shareholding of Promoter and Promoter Group</b>							
<b>1</b>	<b>Indian</b>							
	a) Individuals / Hindu Undivided Family	24	7193507	7193507	48.21	48.21	0.00	0.00
	b) Central Government / State Government (s)	0	0	0	0.00	0.00	0.00	0.00
	c) Bodies Corporate	3	2376500	2376500	15.92	15.93	0.00	0.00
	d) Financial Institutions / Banks	0	0	0	0.00	0.00	0.00	0.00
	e) Any other	0	0	0	0.00	0.00	0.00	0.00
	<b>Sub - Total (A)(1)</b>	<b>27</b>	<b>9570007</b>	<b>9570007</b>	<b>64.13</b>	<b>64.13</b>	<b>0.00</b>	<b>0.00</b>
<b>2</b>	<b>Foreign</b>							
	a) Individuals (Non-Resident Individuals / Foreign Individuals)	0	0	0	0.00	0.00	0.00	0.00
	b) Bodies Corporat	0	0	0	0.00	0.00	0.00	0.00
	c) Institutions	0	0	0	0.00	0.00	0.00	0.00
	d) Qualified Foreign Investors	0	0	0	0.00	0.00	0.00	0.00
	e) Any other	0	0	0	0.00	0.00	0.00	0.00
	<b>Sub - Total (A) (2)</b>	<b>0</b>	<b>0</b>	<b>0</b>	<b>0.00</b>	<b>0.00</b>	<b>0.00</b>	<b>0.00</b>
	<b>Total Shareholding of Promoter and Promoter Group</b>	<b>27</b>	<b>9570007</b>	<b>9570007</b>	<b>64.13</b>	<b>64.13</b>	<b>0.00</b>	<b>0.00</b>
	<b>(A) = (A)(1) + (A) (2)</b>							
<b>(B)</b>	<b>Public Shareholding</b>							
<b>1</b>	<b>Institutions</b>							
	a) Mutual Funds / UTI	2	400300	400000	2.68	2.68	0.00	0.00
	b) Financial Institutions / Banks	4	10119	10119	0.07	0.07	0.00	0.00
	c) Central Government(s) / State Government(s)	0	0	0	0.00	0.00	0.00	0.00
	d) Venture Capital Funds	0	0	0	0.00	0.00	0.00	0.00
	e) Insurance Companies	0	0	0	0.00	0.00	0.00	0.00
	f) Foreign Institutional Investors	19	416929	416729	2.79	2.79	0.00	0.00
	g) Foreign Venture Capital Investors	0	0	0	0.00	0.00	0.00	0.00
	h) Qualified Foreign Investor	0	0	0	0.00	0.00	0.00	0.00
	i) Any other	0	0	0	0.00	0.00	0.00	0.00
	<b>Sub - Total (B)(1)</b>	<b>25</b>	<b>827348</b>	<b>826848</b>	<b>5.54</b>	<b>5.54</b>	<b>0.00</b>	<b>0.00</b>



<b>2</b>	<b>Non-institutions</b>							
	a) Bodies Corporate	508	1112378	1110193	7.45	7.45	0.00	0.00
	b) Individuals -							
	i) Individual shareholders holding nominal share capital up to Rs. 1 Lakh.	9607	2014949	1800653	13.50	13.50	0.00	0.00
	ii) Individual shareholders holding nominal share capital in excess of Rs. 1 lakh.	37	1254657	1254657	8.41	8.41	0.00	0.00
	c) Qualified Foreign Investors	0	0	0	-	-	0.00	0.00
	d) Any other							
	i) Non- Resident Indians	113	78944	78844	0.53	0.53	0.00	0.00
	ii) Non Resident (Non Repatriable)	51	21958	21958	0.15	0.15	0.00	0.00
	iii) Trust	1	35172	35172	0.24	0.24	0.00	0.00
	iv) Foreign Portfolio Investor (Corporate)	1	7112	7112	0.05	0.05	0.00	0.00
	v) Overseas Corporate Bodies	0	0	0	-	-	0.00	0.00
	<b>Sub-Total (B) (2)</b>	<b>10318</b>	<b>4525170</b>	<b>4308589</b>	<b>30.32</b>	<b>30.32</b>	<b>0.00</b>	<b>0.00</b>
	<b>Total Public Shareholding B = (B)(1) + (B)(2)</b>	<b>10343</b>	<b>5352518</b>	<b>5135437</b>	<b>35.87</b>	<b>35.87</b>	<b>0.00</b>	<b>0.00</b>
<b>(C)</b>	<b>Shares held by Custodians and against which depository receipts have been issued</b>							
<b>1</b>	Promoter and Promoter Group	0	0	0	-	-	0	0
<b>2</b>	Public	0	0	0	-	-	0	0
	<b>Sub - Total (C)</b>						<b>0</b>	<b>0</b>
	<b>GRAND TOTAL (A)+(B)+(C)</b>	<b>10370</b>	<b>14922525</b>	<b>14705444</b>	<b>100.00</b>	<b>100.00</b>	<b>-</b>	<b>-</b>




## (1) (b) Statement Showing holding of Securities (Including Shares, Warrants, Convertible Securities) of persons belonging to the category "Promoter and Promoter Group"

Page: No. 4

Sr. No.	Name of the Shareholder	Details of Shares held		Encumbered Shares (*)			Details of Warrants		Details of convertible securities		Total Shares (including underlying shares assuming full conversion of warrants and convertible securities) as a % of diluted shares capital
		Number of Shars Held (III)	As a % of grand total (A) + (B) + (C) (IV)	Number (V)	As a Percentage (VI) = (V) / (III)*100	As a % of grand total (A) + (B) + (C) of sub-clause (I) (a) (VII)	Number of warrants held (VIII)	As a % total number of warrants of the same class (IX)	Number of convertible securities held (X)	As a % total number of convertible securities of the same class (XI)	
(I)	(II)										(XII)
1	Nilkamal Builders Pvt. Ltd	1464000	9.81	0	0	0	0	0	0	0	9.81
2	Heirloom Finance Pvt. Ltd	912000	6.11	0	0	0	0	0	0	0	6.11
3	Vamanrai V. Parekh	889105	5.96	0	0	0	0	0	0	0	5.96
4	Sharad V. Parekh	531004	3.56	0	0	0	0	0	0	0	3.56
5	Hiten V. Parekh	283996	1.90	0	0	0	0	0	0	0	1.90
6	Manish V. Parekh	358776	2.40	0	0	0	0	0	0	0	2.40
7	Nayan S. Parekh	661146	4.43	0	0	0	0	0	0	0	4.43
8	Vamanrai V. Parekh (HUF)	6382	0.04	0	0	0	0	0	0	0	0.04
9	Sharad V. Parekh (HUF)	7223	0.05	0	0	0	0	0	0	0	0.05
10	Hiten V. Parekh (HUF)	5000	0.03	0	0	0	0	0	0	0	0.03
11	Manish V. Parekh (HUF)	4500	0.03	0	0	0	0	0	0	0	0.03
12	Purvi N. Parekh	24172	0.16	0	0	0	0	0	0	0	0.16
13	Smriti H. Parekh	7101	0.05	0	0	0	0	0	0	0	0.05
14	Manju M. Parekh	11844	0.08	0	0	0	0	0	0	0	0.08
15	Priyanka H. Parekh	5000	0.03	0	0	0	0	0	0	0	0.03
16	Mihir H. Parekh	11900	0.08	0	0	0	0	0	0	0	0.08
17	Eashan M. Parekh	10000	0.07	0	0	0	0	0	0	0	0.07
18	Shrimant Holding Pvt. Ltd	500	0.00	0	0	0	0	0	0	0	0.00
19	Rajul M. Gandhi	18051	0.12	0	0	0	0	0	0	0	0.12
20	Manoj K. Gandhi	6210	0.04	0	0	0	0	0	0	0	0.04
21	Vamanrai V. Parekh	906357	6.07	0	0	0	0	0	0	0	6.07
22	Sharad V. Parekh	761904	5.11	0	0	0	0	0	0	0	5.11
23	Hiten V. Parekh	925966	6.21	0	0	0	0	0	0	0	6.21
24	Manish V. Parekh	455639	3.05	0	0	0	0	0	0	0	3.05
25	Nayan S. Parekh	540327	3.62	0	0	0	0	0	0	0	3.62
26	Purvi N. Parekh	380952	2.55	0	0	0	0	0	0	0	2.55
27	Manju M. Parekh	380952	2.55	0	0	0	0	0	0	0	2.55
	<b>Total</b>	<b>9570007</b>	<b>64.13</b>	<b>0</b>	<b>0</b>	<b>0</b>	<b>0</b>	<b>0</b>	<b>0</b>	<b>0</b>	<b>64.13</b>

Note : The persons included at Serial No. 19 & 20 are independent on which the Promoters have no control of any nature whatsoever.

(\*) The term "encumbrance" has the same meaning as assigned to it in regulation 28(3) of the SAST Regulations, 2011



(1) (c) (i) Statement Showing holding of securities (Including Shares, Warrants, convertible securities) of persons belonging to the category "Public" and holding more than 1 % of the total number of shares.

Page: No. 5

Sr. No.	Name of the Shareholder	Number of Shares Held	Shares as a percentage of total number of shares (i.e, Grand total (A)+(B)+(C) indicated in Statement at para (I)(A) above)	Details of Warrants		Details of convertible securities		Total Shares (including underlying shares assuming full conversion of warrants and convertible securities) as a % of diluted shares capital
				Number of warrants held	As a % total number of warrants of the same class	Number of convertible securities held	As a % w.r.t total number of convertible securities of the same class	
1	Reliance Capital Trustee Co. Ltd. A/C - Reliance Regular Savings Fund - Equity Option	400000	2.68	0	0	0	0	2.68
2	Dolly Khanna	334523	2.24	0	0	0	0	2.24
3	Premier Investment Fund Limited	224699	1.51	0	0	0	0	1.51
4	Sundar Iyer	200000	1.34	0	0	0	0	1.34
5	Anand Rathi Global Finance Limited	170815	1.14	0	0	0	0	1.14
6	Cello Pens & Stationery Pvt. Ltd.	162196	1.09	0	0	0	0	1.09
	<b>Total</b>	<b>1492233</b>	<b>10.00</b>	<b>0</b>	<b>0</b>	<b>0</b>	<b>0</b>	<b>10.00</b>

(1) (c) (ii) Statement Showing holding of securities (Including shares, warrants, convertible securities) of persons (together with PAC) belonging to the category "Public" and holding more than 5 % of the total number of shares.

Sr. No.	Name(s) of the Shareholder(s) and the Person Acting in Concert (PAC) with them	Number of Shares Held	Shares as a percentage of total number of shares (i.e, Grand total (A)+(B)+(C) indicated in Statement at para (I)(a) above)	Details of Warrants		Details of convertible securities		Total Shares (including underlying shares assuming full conversion of warrants and convertible securities) as a % of diluted shares capital
				Number of warrants	As a % total number of warrants of the same class	Number of convertible securities held	As a % w.r.t total number of convertible securities of the same class	
	NIL	-						
	<b>Total</b>	-						



(I) (d) Statement Showing details of locked -in shares

Page: No. 6

Sr. No.	Name of the Shareholder	Number of locked-in shares	Locked-in Share as a % of total number of shares {i.e., Grand Total (A)+(B)+(C) indicated in Statement at para (I)(a) above}
	NIL	-	0
	Total	-	0

(II) (a) Statement Showing details of Depository Receipts (DRs)

Sr. No.	Type of outstanding DR (ADRs, GDRs, SDRs, etc.)	Number of outstanding DRs	Shares underlying outstanding DRs as per % of total number of shares {i.e., Grand Total (A)+(B)+(C) indicated in Statement at para (I)(a) above}
1	Not - Applicable	0	0
	Total	0	0

(II) (b) Statement Showing Holding of Depository Receipts (DRs) where underlying shares held by 'promoter/promoter group' are in excess of 1% of the total number of shares.

Sr. No.	Name of the DR Holder	Type of outstaing DR'	Number of shares underlying outstanding DRs	Shares underlying outstanding DRs as a percentage of total number of shares {i.e., Grand Total (A)+(B)+(C) indicated in Statement at para (I)(a) above}
1	Not - applicable		0	0
	Total		0	0

(III) (a) Statement showing the voting pattern of shareholders, if more than one class of shares/securities is issued by the issuer.

--- Not - Applicable---

Place : Mumbai  
Date: 21-07-2015

For Nilkamal Limited

  
Priti Dave  
Company Secretary

