

1(a) Statement showing shareholding pattern
 Name of the Company : Nilkamal Limited
 Quarter ended : 31.03.2011

Scrip Code (BSE) : 523385
 Scrip Code (NSE):NILKAMAL


Page: No. 1

Name of the Scrip : Nilkamal Limited
 Class of Security : Equity

Partly paid-up Shares :-	No. of partly paid-up shares	As a % of total no. of partly paid-up Shares	As a % of total no. of shares of the Company
Held by Promoter/Promoter group	Nil	N. A.	N.A
Held by Public	Nil	N. A.	N.A
Total	Nil	N. A.	N.A


Outstanding convertible securities :-	No of outstanding securities	As a % of total no. of outstanding convertible securities	As a % of total no. of the company, assuming full conversion of the convertible securities
Held by Promoter/Promoter group	Nil	N. A.	N.A
Held by Public	Nil	N. A.	N.A
Total	Nil	N. A.	N.A

Warrants :-	No. of warrants	As a % of total no. of warrants	As a % of total no of shares of the company, assuming full conversion of Warrants.
Held by Promoter/Promoter group	Nil	N. A.	N.A
Held by Public	Nil	N. A.	N.A
Total	Nil	N. A.	N.A
Total paid-up capital of the company, assuming full convesion of warrants and vonvertible securities	N.A.		



Dave

Category Code	Category of Shareholder	Number of Shareholders	Total Number of Shares	Number of shares held in dematerialised form	Total Shareholding as a percentage of total number of shares		Shares pledged or otherwise encumbered	
					As a percentage of (A+B)	As a percentage of (A+B+C)	No. of Shares	As a percentage
(I)	(II)	(III)	(IV)	(V)	(VI)	(VII)	(VIII)	(IX) = (VIII) / (IV) * 100
(A)	Shareholding of Promoter and Promoter Group							
1	Indian							
	a) Individuals / Hindu Undivided Family	24	6730885	6730885	45.11	45.11	0.00	0.00
	b) Central Government / State Government	0	0	0	0.00	0.00	0.00	0.00
	c) Bodies Corporate	3	2376500	2376500	15.93	15.93	0.00	0.00
	d) Financial Institutions / Banks	0	0	0	0.00	0.00	0.00	0.00
	e) Any other	0	0	0	0.00	0.00	0.00	0.00
	Sub - Total (A)(1)	27	9107385	9107385	61.03	61.03	0.00	0.00
2	Foreign							
	a) Individuals (Non-Resident Individuals / Foreign Individuals)	0	0	0	0.00	0.00	0.00	0.00
	b) Bodies Corporat	0	0	0	0.00	0.00	0.00	0.00
	c) Institutions	0	0	0	0.00	0.00	0.00	0.00
	d) Any other	0	0	0	0.00	0.00	0.00	0.00
	Sub - Total (A) (2)	0	0	0	0.00	0.00	0.00	0.00
	Total Shareholding of Promoter and Promoter Group	27	9107385	9107385	61.03	61.03	0.00	0.00
	(A) = (A)(1) + (A) (2)							
(B)	Public Shareholding							
1	Institutions							
	a) Mutual Funds / UTI	6	2494750	2494450	16.72	16.72	0.00	0.00
	b) Financial Institutions / Banks	1	300	300	0.00	0.00	0.00	0.00
	c) Central Government(s) / State Government(s)	0	0	0	0.00	0.00	0.00	0.00
	d) Venture Capital Funds	0	0	0	0.00	0.00	0.00	0.00
	e) Insurance Companies	2	144968	144968	0.97	0.97	0.00	0.00
	f) Foreign Institutional Investors	5	214078	213878	1.43	1.43	0.00	0.00
	g) Foreign Venture Capital Investors	0	0	0	0.00	0.00	0.00	0.00
	h) Any other	0	0	0	0.00	0.00	0.00	0.00
	Sub - Total (B)(1)	14	2854096	2853596	19.13	19.13	0.00	0.00



2	Non-institutions								
	a) Bodies Corporate	250	674691	672506	4.52	4.52	0.00	0.00	
	b) Individuals -								
	i) Individual shareholders holding nominal share capital up to Rs. 1 Lakh.	6782	1280190	1022514	8.58	8.58	0.00	0.00	
	ii) Individual shareholders holding nominal share capital in excess of Rs. 1 lakh.	22	770012	770012	5.16	5.16	0.00	0.00	
	c) Any other	0	0	0	-	-	0.00	0.00	
	i) Non- Resident Indians	69	192477	192377	1.29	1.29	0.00	0.00	
	ii) Non Resident (Non Repatriable)	19	43674	43674	0.29	0.29	0.00	0.00	
	iii) Overseas Corporate Bodies	0	0	0	-	-	0.00	0.00	
	Sub-Total (B) (2)	7142	2961044	2701083	19.84	19.84	0.00	0.00	
	Total Public Shareholding B = (B)(1) + (B)(2)	7156	5815140	5554679	38.97	38.97	0.00	0.00	
(C)	Shares held by Custodians and against which receipts have been issued								
1	Promoter and Promoter Group	0	0	0	-	-	0	0	
2	Public	0	0	0	-	-	0	0	
	Sub - Total (C)						0	0	
	GRAND TOTAL (A)+(B)+(C)	7183	14922525	14662064	100.00	100.00			

(1) (b) Statement Showing Shareholding of persons belonging to the category "Promoter and Promoter Group"

Sr. No.	Name of the Shareholder	Total Shares held		Shares pledged or otherwise encumbered		
		Number (III)	As a % of grand total (B) + (C) (IV)	Number (V)	As a Percentage (VI) = (V) / (III)*100	As a % of grand total (A) + (B) + (C) of sub-clause (I) (a) (VII)
1	Nilkamal Builders Pvt. Ltd	1464000	9.81	0.00	0.00	0.00
2	Heirloom Finance Pvt. Ltd	912000	6.11	0.00	0.00	0.00
3	Vamanrai V. Parekh	968102	6.49	0.00	0.00	0.00
4	Sharad V. Parekh	531004	3.56	0.00	0.00	0.00
5	Hiten V. Parekh	213489	1.43	0.00	0.00	0.00
6	Manish V. Parekh	216150	1.45	0.00	0.00	0.00
7	Nayan S. Parekh	477113	3.20	0.00	0.00	0.00
8	Vamanrai V. Parekh (HUF)	6382	0.04	0.00	0.00	0.00
9	Sharad V. Parekh (HUF)	7223	0.05	0.00	0.00	0.00
10	Hiten V. Parekh (HUF)	5000	0.03	0.00	0.00	0.00
11	Manish V. Parekh (HUF)	4500	0.03	0.00	0.00	0.00
12	Purvi N. Parekh	24172	0.16	0.00	0.00	0.00
13	Smriti H. Parekh	7101	0.05	0.00	0.00	0.00
14	Manju M. Parekh	11844	0.08	0.00	0.00	0.00
15	Priyanka H. Parekh	5000	0.03	0.00	0.00	0.00
16	Mihir H. Parekh	11900	0.08	0.00	0.00	0.00
17	Manish V. Parekh Natural gaurdian holding on behalf of Eashan M. Parekh	10000	0.07	0.00	0.00	0.00
18	Shrimant Holding Pvt. Ltd	500	0.00	0.00	0.00	0.00
19	Rajul M. Gandhi	18051	0.12	0.00	0.00	0.00
20	Manoj K. Gandhi	6210	0.04	0.00	0.00	0.00
21	Vamanrai V. Parekh	761904	5.11	0.00	0.00	0.00
22	Sharad V. Parekh	761904	5.11	0.00	0.00	0.00
23	Hiten V. Parekh	925966	6.21	0.00	0.00	0.00
24	Manish V. Parekh	455639	3.05	0.00	0.00	0.00
25	Nayan S. Parekh	540327	3.62	0.00	0.00	0.00
26	Purvi N. Parekh	380952	2.55	0.00	0.00	0.00
27	Manju M. Parekh	380952	2.55	0.00	0.00	0.00
	Total	9107385	61.03	0.00	0.00	0.00

Note : The persons included at Serial No. 19 & 20 are independent on which the Promoters have no control of any nature whatsoever.



(1) (c) Statement Showing Shareholding of persons belonging to the category "Public" and holding more than 1 % of the total number of shares.

Sr. No.	Name of the Shareholder	Number of Shares	Share as a % of total number of shares.
1	Reliance Capital Trustee Co. Ltd. A/C - Reliance Regular Savings Fund - Equity Option	984592	6.60
2	IDFC Premier Equity Fund	873319	5.85
3	SBI Mutual Fund A/C MMPS 93	430702	2.89
4	Swiss Finance Corporation (Mauritius) Limited	201237	1.35
5	DSP Blackrock Micro Cap Fund	204487	1.37
6	Padmakshi Financial Services Pvt. Ltd.	197688	1.32
7	Sweta Vikash Shah	163334	1.09
	Total	3055359	20.47

(1) (d) Statement Showing details of locked -in shares

Sr. No.	Name of the Shareholder	Category of Shareholders (Promoters/ Public)	Number of lock-in shares	Locked-in Share as a % of total number of shares.
1	Not - Applicable	-	0	0.00
	Total	-	0	0.00

(II) (a) Statement Showing details of Depository Receipts (DRs)


Sr. No.	Type of outstanding DR (ADRs, GDRs, SDRs, etc.)	Number of outstanding DRs	Number of shares underlying outstanding DRs	Shares underlying outstanding DRs as per % of total number of shares.
1	Not - Applicable	0	0	0.00
	Total	0	0	0.00

(III) (b) Statement Showing Holding of Depository

Sr. No.	Name of the DR Holder	Type of outstanding DR	Number of shares underlying outstanding DRs	Shares underlying outstanding DRs as a percentage of total number of shares (i.e., Grand Total (A)+(B)+(C) indicated in Statement at para (II)(a) above)
1	Not - applicable		0	0
	Total		0	0

(III) (a) Statement showing the voting pattern of --- Not - Applicable---

Place : Mumbai
Date: 20-04-2011



For Nilkamal Limited

Pradeep Dave
Pradeep Dave
Company Secretary