


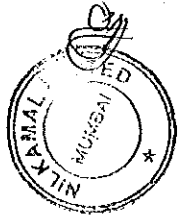
Name of the Company : Nilkamal Limited Quarter ended : 30-09-2012		Scrip Code(BSE) : 523385 Scrip Code (NSE):NILKAMAL Name of the Scrip : Nilkamal Limited Class of Security : Equity			Page No. 1
<b>Partly paid-up Shares :-</b>		<b>No. of partly paid-up shares</b>	<b>As a % of total no. of partly paid-up shares</b>	<b>As a % of total no. of shares of the Company</b>	
Held by Promoter/Promoter group		Nil	N. A.	N. A.	
Held by Public		Nil	N. A.	N. A.	
<b>Total</b>		<b>Nil</b>	<b>N. A.</b>	<b>N. A.</b>	
<b>Outstanding convertible securities :-</b>		<b>No of outstanding securities</b>	<b>As a % of total no. of outstanding convertible securities</b>	<b>As a % of total no. of the Company, assuming full conversion of the convertible</b>	
Held by Promoter/Promoter group		Nil	N. A.	N. A.	
Held by Public		Nil	N. A.	N. A.	
<b>Total</b>		<b>Nil</b>	<b>N. A.</b>	<b>N. A.</b>	
<b>Warrants :-</b>		<b>No. of warrants</b>	<b>As a % of total no. of warrants</b>	<b>As a % of total no. of shares of the Company, assuming full conversion of Warrants.</b>	
Held by Promoter/Promoter group		Nil	N. A.	N. A.	
Held by Public		Nil	N. A.	N. A.	
<b>Total</b>		<b>Nil</b>	<b>N. A.</b>	<b>N. A.</b>	
<b>Total paid-up capital of the Company, assuming full conversion of warrants and convertible securities</b>		N. A.			




## Statement showing shareholding pattern

Page: No. 2

Category Code	Category of Shareholder	Number of Shareholders	Total Number of Shares	Number of shares held in dematerialised form	Total Shareholding as a percentage of total number of shares			Shares pledged or otherwise encumbered	As a percentage (IX) = (VIII) / (IV) * 100
					As a percentage of (A+B)	As a percentage of (A+B+C)	No. of Shares		
(A)	(II)	(III)	(IV)	(V)	(VI)	(VII)	(VIII)		
(A)	<b>Shareholding of Promoter and Promoter Group</b>								
1	<b>Indian</b>								
	a) Individuals / Hindi Undivided Family	24	6903885	6903885	46.26	46.26	0.00	0.00	
	b) Central Government / State Government (s)	0	0	0	0.00	0.00	0.00	0.00	
	c) Bodies Corporate	3	2376500	2376500	15.93	15.93	0.00	0.00	
	d) Financial Institutions / Banks	0	0	0	0.00	0.00	0.00	0.00	
	e) Any other	0	0	0	0.00	0.00	0.00	0.00	
	<b>Sub - Total (A)(1)</b>	<b>27</b>	<b>9280385</b>	<b>9280385</b>	<b>62.19</b>	<b>62.19</b>	<b>0.00</b>	<b>0.00</b>	
2	<b>Foreign</b>								
	a) Individuals (Non-Resident Individuals / Foreign Individuals)	0	0	0	0.00	0.00	0.00	0.00	
	b) Bodies Corporat	0	0	0	0.00	0.00	0.00	0.00	
	c) Institutions	0	0	0	0.00	0.00	0.00	0.00	
	d) Qualified Foreign Investors	0	0	0	0.00	0.00	0.00	0.00	
	e) Any other	0	0	0	0.00	0.00	0.00	0.00	
	<b>Sub - Total (A) (2)</b>	<b>0</b>	<b>0</b>	<b>0</b>	<b>0.00</b>	<b>0.00</b>	<b>0.00</b>	<b>0.00</b>	
	<b>Total Shareholding of Promoter and Promoter Group</b>	<b>27</b>	<b>9280385</b>	<b>9280385</b>	<b>62.19</b>	<b>62.19</b>	<b>0.00</b>	<b>0.00</b>	
	<b>(A) = (A)(1) + (A) (2)</b>								
(B)	<b>Public Shareholding</b>								
1	<b>Institutions</b>								
	a) Mutual Funds / UTI	9	2404696	2404396	16.11	16.11	0.00	0.00	
	b) Financial Institutions / Banks	3	1800	1800	0.01	0.01	0.00	0.00	
	c) Central Government(s) / State Government(s)	0	0	0	0.00	0.00	0.00	0.00	
	d) Venture Capital Funds	0	0	0	0.00	0.00	0.00	0.00	
	e) Insurance Companies	3	141840	141840	0.95	0.95	0.00	0.00	
	f) Foreign Institutional Investors	2	200	0	0.00	0.00	0.00	0.00	
	g) Foreign Venture Capital Investors	0	0	0	0.00	0.00	0.00	0.00	
	h) Qualified Foreign Investors	0	0	0	0.00	0.00	0.00	0.00	
	i) Any other	0	0	0	0.00	0.00	0.00	0.00	
	<b>Sub - Total (B)(1)</b>	<b>17</b>	<b>2548536</b>	<b>2548036</b>	<b>17.08</b>	<b>17.08</b>	<b>0.00</b>	<b>0.00</b>	



2	<b>Non-institutions</b>												
	a) Bodies Corporate	289	541682	539497	3.63	3.63	0.00	0.00					0.00
	b) Individuals -												
	i) Individual shareholders holding nominal share capital up to Rs. 1 Lakh.	7482	1370239	1128141	9.18	9.18	0.00	0.00					0.00
	ii) Individual shareholders holding nominal share capital in excess of Rs. 1 lakh.	26	941788	941788	6.31	6.31	0.00	0.00					0.00
	c) Qualified Foreign Investors	0	0	0	-	-	0.00	0.00					0.00
	d) Any other	0	0	0	-	-	0.00	0.00					0.00
	i) Non- Resident Indians	82	194687	194687	1.30	1.30	0.00	0.00					0.00
	ii) Non Resident (Non Repatriable)	26	44708	44708	0.30	0.30	0.00	0.00					0.00
	iii) Overseas Corporate Bodies	0	0	0	-	-	0.00	0.00					0.00
	iv) Trust	1	500	500	0.00	0.00	0.00	0.00					0.00
	<b>Sub-Total (B) (2)</b>	<b>7906</b>	<b>3093604</b>	<b>2849221</b>	<b>20.73</b>	<b>20.73</b>	<b>0.00</b>	<b>0.00</b>					<b>0.00</b>
	<b>Total Public Shareholding B = (B)(1) + (B)(2)</b>	<b>7923</b>	<b>5642140</b>	<b>5397257</b>	<b>37.81</b>	<b>37.81</b>	<b>0.00</b>	<b>0.00</b>					<b>0.00</b>
(C)	<b>Shares held by Custodians and against which depository receipts have been issued</b>												
1	Promoter and Promoter Group	0	0	0	-	-	0	0					0
2	Public	0	0	0	-	-	0	0					0
	<b>Sub - Total (C)</b>												<b>0</b>
	<b>GRAND TOTAL (A)+(B)+(C)</b>	<b>7950</b>	<b>14922525</b>	<b>14677642</b>	<b>100.00</b>	<b>100.00</b>	<b>0.00</b>	<b>0.00</b>					<b>0.00</b>



## (1) (b) Statement Showing holding of Securities (Including Shares, Warrants, Convertible Securities) of persons belonging to the category "Promoter and Promoter Group"

Sr. No.	Name of the Shareholder	Details of Shares held			Encumbered Shares (*)			Details of Warrants			Details of convertible securities		Total Shares (including underlying shares assuming full conversion of warrants and convertible securities) as a % of diluted shares capital (XII)
		Number of Shares Held (III)	As a % of grand total (A) + (B) + (C) (IV)	Number (V)	As a Percentage (VI) = (V) / (III)*100	As a % of grand total (A) + (B) + (C) of sub-clause (I) (a) (VII)	Number of warrants held (VIII)	As a % total number of warrants of the same class (IX)	Number of convertible securities held (X)	As a % total number of convertible securities of the same class (XI)			
	(II)												
1	Nilkamal Builders Pvt. Ltd	1464000	9.81	0	0	0	0	0	0	0	0	9.81	
2	Heriloom Finance Pvt. Ltd	912000	6.11	0	0	0	0	0	0	0	0	6.11	
3	Vamanrai V. Parekh	1033558	6.93	0	0	0	0	0	0	0	0	6.93	
4	Sharad V. Parekh	531004	3.56	0	0	0	0	0	0	0	0	3.56	
5	Hiten V. Parekh	213489	1.43	0	0	0	0	0	0	0	0	1.43	
6	Manish V. Parekh	256139	1.72	0	0	0	0	0	0	0	0	1.72	
7	Nagan S. Parekh	544668	3.65	0	0	0	0	0	0	0	0	3.65	
8	Vamanrai V. Parekh (HUF)	6382	0.04	0	0	0	0	0	0	0	0	0.04	
9	Sharad V. Parekh (HUF)	7223	0.05	0	0	0	0	0	0	0	0	0.05	
10	Hiten V. Parekh (HUF)	5000	0.03	0	0	0	0	0	0	0	0	0.03	
11	Manish V. Parekh (HUF)	4500	0.03	0	0	0	0	0	0	0	0	0.03	
12	Purvi N. Parekh	24172	0.16	0	0	0	0	0	0	0	0	0.16	
13	Smriti H. Parekh	7101	0.05	0	0	0	0	0	0	0	0	0.05	
14	Manju M. Parekh	11844	0.08	0	0	0	0	0	0	0	0	0.08	
15	Prityanka H. Parekh	5000	0.03	0	0	0	0	0	0	0	0	0.03	
16	Mihar H. Parekh	11900	0.08	0	0	0	0	0	0	0	0	0.08	
17	Manish V. Parekh Natural guardian holding on behalf of Easshan M. Parekh	10000	0.07	0	0	0	0	0	0	0	0	0.07	
18	Shrimant Holding Pvt. Ltd	500	0.00	0	0	0	0	0	0	0	0	0.00	
19	Rajul M. Gandhi	18051	0.12	0	0	0	0	0	0	0	0	0.12	
20	Manoj K. Gandhi	6210	0.04	0	0	0	0	0	0	0	0	0.04	
21	Vamanrai V. Parekh	761904	5.11	0	0	0	0	0	0	0	0	5.11	
22	Sharad V. Parekh	925966	6.21	0	0	0	0	0	0	0	0	6.21	
23	Hiten V. Parekh	453639	3.05	0	0	0	0	0	0	0	0	3.05	
24	Manish V. Parekh	540327	3.62	0	0	0	0	0	0	0	0	3.62	
25	Nagan S. Parekh	380952	2.55	0	0	0	0	0	0	0	0	2.55	
26	Manju M. Parekh	330932	2.55	0	0	0	0	0	0	0	0	2.55	
27	Total	9280385	62.19	0	0	0	0	0	0	0	0	62.19	

Note: The persons included at Serial No. 19 &amp; 20 are independent on which the Promoters have no control of any nature whatsoever.

(\*) The term "encumbrance" has the same meaning as assigned to it in regulation 28(2) of the SAST Regulations, 2011




(1) (c) (i) Statement Showing holding of securities (including Shares, Warrants, convertible securities) of persons belonging to the category "Public" and holding more than 1% of the total number of shares.

Sr. No.	Name of the Shareholder	Number of Shares Held	Shares as a percentage of total number of shares (i.e., Grand total (A)+(B)+(C) indicated in Statement at para (1)(A) above)	Details of Warrants		Details of convertible securities		Total Shares (including underlying shares assuming full conversion of warrants and convertible securities) as a % of diluted shares capital
				Number of warrants held	As a % total number of warrants of the same class	Number of convertible securities held	As a % w.r.t total number of convertible securities of the same class	
1	Reliance Capital Trustee Co. Ltd. A/C - Reliance Regular Savings Fund - Equity Option	1000000	6.70	0	0	0	0	6.70
2	IDFC Premier Equity Fund	622157	4.17	0	0	0	0	4.17
3	SBI Magnum Multiplier Plus Scheme-1993	565851	3.79	0	0	0	0	3.79
4	Sweta Vikash Shah EGPFSL682G	201327	1.35	0	0	0	0	1.35
S	N S Raghavan AAJFK6756E	166157	1.11	0	0	0	0	1.11
	<b>Total</b>	<b>2555492</b>	<b>17.13</b>	<b>0</b>	<b>0</b>	<b>0</b>	<b>0</b>	<b>17.13</b>

(1) (c) (ii) Statement Showing holding of securities (including shares, warrants, convertible securities) of persons (together with PAC) belonging to the category "Public" and holding more than 5% of the total number of shares.

Sr. No.	Name(s) of the Shareholder(s) and the Person Acting in Concert (PAC) with them	Number of Shares Held	Shares as a percentage of total number of shares (i.e., Grand total (A)+(B)+(C) indicated in Statement at para (1)(a) above)	Details of Warrants		Details of convertible securities		Total Shares (including underlying shares assuming full conversion of warrants and convertible securities) as a % of diluted shares capital
				Number of warrants	As a % total number of warrants of the same class	Number of convertible securities held	As a % w.r.t total number of convertible securities of the same class	
1	Reliance Capital Trustee Co. Ltd. A/C - Reliance Regular Savings Fund - Equity Option	1000000	6.70	0	0	0	0	6.70
	<b>Total</b>	<b>1000000</b>	<b>6.70</b>	<b>0</b>	<b>0</b>	<b>0</b>	<b>0</b>	<b>6.70</b>



(I) (d) Statement Showing details of locked-in shares

Sr. No.	Name of the Shareholder	Number of lock-in shares	Locked-in Share as a % of total number of shares (i.e., Grand Total (A)+(B)+(C) indicated in Statement at para (I)(a) above)
	NIL	-	0
	Total	-	0

(II) (a) Statement Showing details of Depository Receipts (DRs)

Sr. No.	Type of outstanding DR (ADRs, GDRs, SDRs, etc.)	Number of outstanding DRs	Number of shares underlying outstanding DRs	Shares underlying outstanding DRs as per % of total number of shares (i.e., Grand Total (A)+(B)+(C) indicated in Statement at para (I)(a) above)
1	Not - Applicable	0	0	0
	Total	0	0	0

(II) (b) Statement Showing Holding of Depository Receipts (DRs) where underlying shares held by 'promoter/promoter group' are in excess of 1% of the total number of shares.

Sr. No.	Name of the DR Holder	Type of outstanding DR	Number of shares underlying outstanding DRs	Shares underlying outstanding DRs as a percentage of total number of shares (i.e., Grand Total (A)+(B)+(C) indicated in Statement at para (I)(a) above)
1	Not - applicable		0	0
	Total		0	0

(III) (a) Statement showing the voting pattern of shareholders, if more than one class of shares/securities is issued by the issuer.

--- Not - Applicable ---

Place : Mumbai  
Date: 18-10-2012

For Nilkamal Limited



Priti Dave  
Company Secretary

