

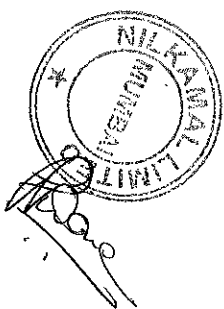
Name of the Company : Nilkamal Limited
 Quarter ended : 30-09-2013

Scrp Code(BSE) : 523385
 Scrp Code (NSE):NILKAMAL

Name of the Scrp : Nilkamal Limited
 Class of Security : Equity

Page No. 1


Partly paid-up Shares :-		No. of partly paid-up shares	As a % of total no. of partly paid-up Shares	As a % of total no. of shares of the Company
Held by Promoter /Promoter group		Nil	N.A.	N.A.
Held by Public		Nil	N.A.	N.A.
Total		Nil	N.A.	N.A.
Outstanding convertible securities :-		No of outstanding securities	As a % of total no. of outstanding convertible securities	As a % of total no. of the Company, assuming full conversion of the convertible
Held by Promoter /Promoter group		Nil	N.A.	N.A.
Held by Public		Nil	N.A.	N.A.
Total		Nil	N.A.	N.A.
Warrants :-		No. of warrants	As a % of total no. of warrants	As a % of total no of shares of the Company, assuming full conversion of Warrants.
Held by Promoter /Promoter group		Nil	N.A.	N.A.
Held by Public		Nil	N.A.	N.A.
Total		Nil	N.A.	N.A.
Total paid-up capital of the Company, assuming full conversion of warrants and convertible securities				
			N.A.	



Category Code	Category of Shareholder	Number of Shareholders	Total Number of Shares	Number of shares held in dematerialised form	Total Shareholding as a percentage of total number of shares of (A+B)	As a percentage of (A+B+C)	No. of Shares	Shares pledged or otherwise encumbered	As a percentage (IX) = (VIII) / (IV) * 100
(I)	(II)	(III)	(IV)	(V)	(VI)	(VII)	(VIII)		(IX) = (VIII) / (IV) * 100
(A)	Shareholding of Promoter and Promoter Group								
1	Indian								
	a) Individuals / Hindu Undivided Family	24	7060482	7060482	47.31	47.31	0.00	0.00	0.00
	b) Central Government / State Government (s)	0	0	0	0.00	0.00	0.00	0.00	0.00
	c) Bodies Corporate	3	2376500	2376500	15.93	15.93	0.00	0.00	0.00
	d) Financial Institutions / Banks	0	0	0	0.00	0.00	0.00	0.00	0.00
	e) Any other	0	0	0	0.00	0.00	0.00	0.00	0.00
	Sub - Total (A)(1)	27	9436982	9436982	63.24	63.24	0.00	0.00	0.00
2	Foreign								
	a) Individuals (Non-Resident Individuals / Foreign Individuals)	0	0	0	0.00	0.00	0.00	0.00	0.00
	b) Bodies Corporat	0	0	0	0.00	0.00	0.00	0.00	0.00
	c) Institutions	0	0	0	0.00	0.00	0.00	0.00	0.00
	d) Qualified Foreign Investors	0	0	0	0.00	0.00	0.00	0.00	0.00
	e) Any other	0	0	0	0.00	0.00	0.00	0.00	0.00
	Sub - Total (A) (2)	0	0	0	0.00	0.00	0.00	0.00	0.00
	Total Shareholding of Promoter and Promoter Group	27	9436982	9436982	63.24	63.24	0.00	0.00	0.00
	(A) = (A)(1) + (A) (2)								
(B)	Public Shareholding								
1	Institutions								
	a) Mutual Funds / UTI	4	1487050	1486750	9.97	9.97	0.00	0.00	0.00
	b) Financial Institutions / Banks	2	1100	1100	0.01	0.01	0.00	0.00	0.00
	c) Central Government(s) / State Government(s)	0	0	0	0.00	0.00	0.00	0.00	0.00
	d) Venture Capital Funds	0	0	0	0.00	0.00	0.00	0.00	0.00
	e) Insurance Companies	2	78120	78120	0.52	0.52	0.00	0.00	0.00
	f) Foreign Institutional Investors	3	83903	83703	0.56	0.56	0.00	0.00	0.00
	g) Foreign Venture Capital Investors	0	0	0	0.00	0.00	0.00	0.00	0.00
	h) Qualified Foreign Investor	0	0	0	0.00	0.00	0.00	0.00	0.00
	i) Any other	0	0	0	0.00	0.00	0.00	0.00	0.00
	Sub - Total (B)(1)	11	1650173	1649673	11.06	11.06	0.00	0.00	0.00

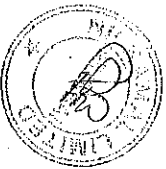


2	Non-institutions																			
	a) Bodies Corporate	381	685379	683194		4.59		4.59		0.00		0.00								
	b) Individuals -																			
	i) Individual shareholders holding nominal share capital up to Rs. 1 Lakh	8761	1754483	1521807		11.76		11.76		0.00		0.00								
	ii) Individual shareholders holding nominal share capital in excess of Rs. 1 lakh	33	1156496	1156496		7.75		7.75		0.00		0.00								
	c) Qualified Foreign Investors	0	0	0		-		-		0.00		0.00								
	d) Any other	0	0	0		-		-		0.00		0.00								
	i) Non- Resident Indians	86	190725	190625		1.28		1.28		0.00		0.00								
	ii) Non Resident (Non Repatriable)	29	48287	48287		0.32		0.32		0.00		0.00								
	iii) Overseas Corporate Bodies	0	0	0		-		-		0.00		0.00								
	Sub-Total (B) (2)	9290	3835370	3600409		25.70		25.70		0.00		0.00								
	Total Public Shareholding B = (B)(1) + (B)(2)	9301	5485543	5250082		36.76		36.76		0.00		0.00								
(C)	Shares held by Custodians and against which depository receipts have been issued																			
1	Promoter and Promoter Group	0	0	0		-		-		0		0								
2	Public	0	0	0		-		-		0		0								
	Sub - Total (C)	9328	14922525	14687064		100.00		100.00		0		0								
	GRAND TOTAL (A)+(B)+(C)																			



Sr. No.	Name of the Shareholder	Details of Shares held			Encumbered Shares (*)			Details of Warrants		Details of convertible securities		Total Shares (including underlying shares assuming full conversion of warrants and convertible securities) as a % of diluted shares capital
		Number of Shares Held (III)	As a % of Grand total (A) + (B) + (C) (IV)	Number (V)	As a Percentage (VI) = (V) / (III)*100	As a % of Grand total (A) + (B) + (C) of sub-clause (I) (a) (VII)	Number of warrants held (VIII)	As a % total number of warrants of the same class (IX)	Number of convertible securities held (X)	As a % total number of convertible securities of the same class (XI)	(XII)	
1	Nikhil Builders Pvt. Ltd	1464000	9.81	0	0	0	0	0	0	0	9.81	
2	Heriloom Finance Pvt. Ltd	912000	6.11	0	0	0	0	0	0	0	6.11	
3	Vamarral V. Parekh	1033558	6.93	0	0	0	0	0	0	0	6.93	
4	Shardad V. Parekh	531004	3.56	0	0	0	0	0	0	0	3.56	
5	Hiten V. Parekh	244089	1.64	0	0	0	0	0	0	0	1.64	
6	Manish V. Parekh	318868	2.14	0	0	0	0	0	0	0	2.14	
7	Navan S. Parekh	607936	4.07	0	0	0	0	0	0	0	4.07	
8	Vamarral V. Parekh (HUF)	6382	0.04	0	0	0	0	0	0	0	0.04	
9	Shardad V. Parekh (HUF)	7223	0.05	0	0	0	0	0	0	0	0.05	
10	Hiten V. Parekh (HUF)	5000	0.03	0	0	0	0	0	0	0	0.03	
11	Manish V. Parekh (HUF)	4500	0.03	0	0	0	0	0	0	0	0.03	
12	Purvi N. Parekh	24172	0.16	0	0	0	0	0	0	0	0.16	
13	Smriti H. Parekh	7101	0.05	0	0	0	0	0	0	0	0.05	
14	Manju M. Parekh	11844	0.08	0	0	0	0	0	0	0	0.08	
15	Prayanka H. Parekh	5000	0.03	0	0	0	0	0	0	0	0.03	
16	Mihir H. Parekh	11900	0.08	0	0	0	0	0	0	0	0.08	
17	Manish V. Parekh Natural guardian holding on behalf of Kaashan M. Parekh	10000	0.07	0	0	0	0	0	0	0	0.07	
18	Surmart Holding Pvt. Ltd	500	0.00	0	0	0	0	0	0	0	0.00	
19	Rahul M. Gandhi	18051	0.12	0	0	0	0	0	0	0	0.12	
20	Manoj K. Gandhi	6210	0.04	0	0	0	0	0	0	0	0.04	
21	Vamarral V. Parekh	761904	5.11	0	0	0	0	0	0	0	5.11	
22	Shardad V. Parekh	761904	5.11	0	0	0	0	0	0	0	5.11	
23	Hiten V. Parekh	925966	6.21	0	0	0	0	0	0	0	6.21	
24	Manish V. Parekh	455639	3.05	0	0	0	0	0	0	0	3.05	
25	Navan S. Parekh	540327	3.62	0	0	0	0	0	0	0	3.62	
26	Purvi N. Parekh	380952	2.55	0	0	0	0	0	0	0	2.55	
27	Manju M. Parekh	380952	2.55	0	0	0	0	0	0	0	2.55	
	Total	9456982	63.24	0	0	0	0	0	0	0	63.24	

Note : The persons included at Serial No. 19 & 20 are independent on which the Promoters have no control of any nature whatsoever.
 (*) The term "encumbrance" has the same meaning as assigned to it in regulation 28(c) of the SAST Regulations, 2011




(1) (c) (ii) Statement Showing holding of securities (including Shares, Warrants, convertible securities) of persons belonging to the category "Public" and holding more than 1% of the total number of shares.

Sr. No.	Name of the Shareholder	Number of Shares Held	Shares as a percentage of total number of shares (i.e., Grand total (A)+(B)+(C) indicated in Statement at para (1)(a) above)	Details of Warrants		Details of convertible securities			Total Shares (including underlying shares assuming full conversion of warrants and convertible securities) as a % of diluted shares capital
				Number of warrants held	As a % total number of warrants of the same class	Number of convertible securities held	As a % of total number of convertible securities of the same class	As a % of total number of convertible securities of the same class	
1	Reliance Capital Trustees Co. Ltd. A/C - Reliance Regular Savings Fund - Equity Option	19000000	6.70	0	0	0	0	0	6.70
2	SBI Mahatma Multipier Plus Scheme-1993	400000	2.68	0	0	0	0	0	2.68
3	Syeda Vikash Shah EGPPSI682G	201327	1.35	0	0	0	0	0	1.35
4	Seetha Kumari	179806	1.20	0	0	0	0	0	1.20
5	Jayanna Radhavan AAJFK6756E	166157	1.11	0	0	0	0	0	1.11
6	M/s Celio Pens and Stationery Pvt. Ltd	150846	1.01	0	0	0	0	0	1.01
	Total	2098136	14.06	0	0	0	0	0	14.06

(1) (c) (ii) Statement Showing holding of securities (including shares, warrants, convertible securities) of persons (together with PAC) belonging to the category belonging to the category "Public" and holding more than 5% of the total number of shares.

Sr. No.	Name(s) of the Shareholder(s) and the Person Acting in Concert (PAC) with them	Number of Shares Held	Shares as a percentage of total number of shares (i.e., Grand total (A)+(B)+(C) indicated in Statement at para (1)(a) above)	Details of Warrants		Details of convertible securities			Total Shares (including underlying shares assuming full conversion of warrants and convertible securities) as a % of diluted shares capital
				Number of warrants	As a % total number of warrants of the same class	Number of convertible securities held	As a % of total number of convertible securities of the same class	As a % of total number of convertible securities of the same class	
1	Reliance Capital Trustees Co. Ltd. A/C - Reliance Regular Savings Fund - Equity Option	10000000	6.70	0	0	0	0	0	6.70
	Total	10000000	6.70	0	0	0	0	0	6.70



(1) (d) Statement Showing details of Locked -in shares

Sr. No.	Name of the Shareholder	Number of Shares	Locked-in Share as a % of total number of shares (i.e., Grand Total (A)+(B)+(C) indicated in Statement at para (I)(a) above)
	NIL	-	0
	Total	-	0

(II) (a) Statement Showing details of Depository Receipts (DRs)

Sr. No.	Type of outstanding DR (ADRs, GDRs, SDRs, etc.)	Number of outstanding DRs	Number of shares underlying outstanding DRs	Shares underlying outstanding DRs as per % of total number of shares (i.e., Grand Total (A)+(B)+(C) indicated in Statement at para (I)(a) above)
	Not - Applicable	0	0	0
	Total	0	0	0

(II) (b) Statement Showing Holding of Depository Receipts (DRs) where underlying shares held by 'promoter/promoter group' are in excess of 1% of the total number of shares.

Sr. No.	Name of the DR Holder	Type of outstanding DR	Number of shares underlying outstanding DRs	Shares underlying outstanding DRs as a percentage of total number of shares (i.e., Grand Total (A)+(B)+(C) indicated in Statement at para (I)(a) above)
	Not - applicable		0	0
	Total		0	0

(III) (a) Statement showing the voting pattern of shareholders, if more than one class of shares/securities is issued by the issuer.

--- Not - Applicable---

Place : Mumbai
Date: 19-10-2013For Milkamal Limited
P.M. Dave
Company Secretary