


Shareholding Pattern under Regulation 31 of SEBI (Listing Obligations and Disclosure Requirements) Regulations, 2015

1.	Name of Listed Entity: Nilkamal Limited	
2.	Scrip Code/Name of Scrip/Class of Security: 523385	
3.	Share Holding Pattern Filed under: Reg. 31(1)(a)/Reg. 31(1)(b)/Reg.31(1)(c)	
	a.	If under 31(1)(b) then indicate the report for Quarter ending 31-03-2021
	b.	If under 31(1)(c) then indicate date of allotment/extinguishment
4.	Declaration: The Listed entity is required to submit the following declaration to the extent of submission of information:-	


	Particulars	Yes*	No*
1	Whether the Listed Entity has issued any partly paid up shares?		No
2	Whether the Listed Entity has issued any Convertible Securities or Warrants?		No
3	Whether the Listed Entity has any shares against which depository receipts are issued?		No
4	Whether the Listed Entity has any shares in locked-in?		No
5	Whether any shares held by promoters are pledge or otherwise encumbered?		No

* If the Listed Entity selects the option 'No' for the questions above, the columns for the partly paid up shares, Outstanding Convertible Securities/Warrants, depository receipts, locked-in shares, No of shares pledged or otherwise encumbered by promoters, as applicable, shall not be displayed at the time of dissemination on the Stock Exchange website. Also wherever there is 'No' declared by Listed Entity in above table the values will be considered as 'Zero' by default on submission of the format of holding of specified securities.



Nilkamal Limited
Table I - Summary Statement holding of specified securities

Category	Category of shareholder	Nos. of shareholders	No. of fully paid up equity shares held	No. of Partly paid-up equity shares held	No. of shares underlying Depository Receipts	Total nos. shares held	Shareholding as a % of total no. of shares (calculated as per SCRR, 1957)	Number of Voting Rights held in each class of securities				Shares Underlying Outstanding convertible securities (including	ing, as a % assuming full conversion of convertible securities	Number of Locked in shares		Number of Shares pledged or otherwise encumbered		Number of equity shares held in dematerialised form
								No of Voting Rights			Total as a % of (A+B+C)			No. (a)	As a % of total Shares held(b)	No. (a)	As a % of total Shares held(b)	
								Class eg: X	Class eg: y	Total								
(I)	(II)	(III)	(IV)	(V)	(VI)	(VII) =	(VIII) As a	(IX)			(X)	(XI)=	(XII)		(XIII)		(XIV)	
(A)	Promoter & Promoter Group	18	9629446	0	0	9629446	64.5296	9629446	0	9629446	64.5296	0	64.5296	0	0	0	0	9629446
(B)	Public	25093	5293079	0	0	5293079	35.4704	5293079	0	5293079	35.4704	0	35.4704	0	0	NA	NA	5183451
(C)	Non Promoter - Non Public				0				0			0			0	NA	NA	
(C1)	Shares Underlying DRs	0	0	0	0	0	0	0	0	0	0	0	0	0	0	NA	NA	0
(C2)	Shares Held By Employee Trust	0	0	0	0	0	0	0	0	0	0	0	0	0	0	NA	NA	0
	Total	25111	14922525	0	0	14922525	100	14922525	0	14922525	100	0	100	0	0	0	0	14812897



Nilkamal Limited

Table II - Statement showing shareholding pattern of the Promoter and Promoter Group


Category & Name of the shareholders	PAN	Nos. of shareholders	No. of fully paid up equity shares held	Partly paid-up equity shares held	No. of shares underlying Depository Receipts	Total nos. shares held	Shareholding % calculated as per SCRR, 1957 As a % of (A+B+C2)	Number of Voting Rights held in each class of securities				Shares Underlying Outstanding convertible securities (including	ing, as a % assuming full conversion of convertible securities	Number of Locked in shares		Number of Shares pledged or otherwise encumbered		Number of equity shares held in dematerialised form	
								No of Voting Rights			Total as a % of (A+B+C)			No. (a)	As a % of total Shares held(b)	No. (a)	As a % of total Shares held(b)		
								Class eg: X	Class eg: y	Total									
								(IX)	(X)	(XI)=									(XII)
(I)	(II)	(III)	(IV)	(V)	(VI)	(VII) =	(VIII) As a	(IX)	(X)	(XI)=	(XII)	(XIII)	(XIV)						
1 Indian																			
(a) Individuals / Hindu Undivided Family		15	7252946	0	0	7252946	48.604	7252946	0	7252946	48.604	0	48.604	0	0	0	0	0	7252946
Hiten V. Parekh	AABPP7421K	1	1901258	0	0	1901258	12.7409	1901258	0	1901258	12.7409	0	12.7409	0	0	0	0	0	1901258
Nayan S. Parekh	AAFPP8628N	1	1705277	0	0	1705277	11.4275	1705277	0	1705277	11.4275	0	11.4275	0	0	0	0	0	1705277
Manish Vamanrai Parekh	AABPP4340B	1	1515563	0	0	1515563	10.1562	1515563	0	1515563	10.1562	0	10.1562	0	0	0	0	0	1515563
Nayan S. Parekh	AAFPP8628N	1	496427	0	0	496427	3.3267	496427	0	496427	3.3267	0	3.3267	0	0	0	0	0	496427
Purvi Nayan Parekh	AABPB2620G	1	435124	0	0	435124	2.9159	435124	0	435124	2.9159	0	2.9159	0	0	0	0	0	435124
Manju M. Parekh	AFPPP8823G	1	392796	0	0	392796	2.6322	392796	0	392796	2.6322	0	2.6322	0	0	0	0	0	392796
Vamanrai V. Parekh	AABPP7420J	1	132900	0	0	132900	0.8906	132900	0	132900	0.8906	0	0.8906	0	0	0	0	0	132900
Dhanay Nayan Parekh	AUHPP7911Q	1	131900	0	0	131900	0.8839	131900	0	131900	0.8839	0	0.8839	0	0	0	0	0	131900
Eashan Manish Parekh	BBAPP3952J	1	131900	0	0	131900	0.8839	131900	0	131900	0.8839	0	0.8839	0	0	0	0	0	131900
Mihir Hiten Parekh	ASDPP1854G	1	131900	0	0	131900	0.8839	131900	0	131900	0.8839	0	0.8839	0	0	0	0	0	131900
Sharad Vrajial Parekh	AABPP7423M	1	120800	0	0	120800	0.8095	120800	0	120800	0.8095	0	0.8095	0	0	0	0	0	120800
Dhaniti Nayan Parekh	AUHPP7893F	1	50000	0	0	50000	0.3351	50000	0	50000	0.3351	0	0.3351	0	0	0	0	0	50000
Natasha Manish Parekh	AUHPP7905J	1	50000	0	0	50000	0.3351	50000	0	50000	0.3351	0	0.3351	0	0	0	0	0	50000
Priyanka Hemit Gandhi	ASDPP1855H	1	50000	0	0	50000	0.3351	50000	0	50000	0.3351	0	0.3351	0	0	0	0	0	50000
Smriti Hiten Parekh	AFKPP2523G	1	7101	0	0	7101	0.0476	7101	0	7101	0.0476	0	0.0476	0	0	0	0	0	7101
(b) Central Government / State Government(s)		0	0	0	0	0	0	0	0	0	0	0	0	0	0	0	0	0	0
(c) Financial Institutions / Banks		0	0	0	0	0	0	0	0	0	0	0	0	0	0	0	0	0	0
(d) Any Other (Specify)		3	2376500	0	0	2376500	15.9256	2376500	0	2376500	15.9256	0	15.9256	0	0	0	0	0	2376500
Bodies Corporate		3	2376500	0	0	2376500	15.9256	2376500	0	2376500	15.9256	0	15.9256	0	0	0	0	0	2376500
Nilkamal Builders Private Limited	AAACN5016E	1	1464000	0	0	1464000	9.8107	1464000	0	1464000	9.8107	0	9.8107	0	0	0	0	0	1464000
Heirloom Finance Private Limited	AAACH1316F	1	912000	0	0	912000	6.1116	912000	0	912000	6.1116	0	6.1116	0	0	0	0	0	912000
Shrimant Holding Private Limited	AAACS5328J	1	500	0	0	500	0.0034	500	0	500	0.0034	0	0.0034	0	0	0	0	0	500
Sub Total (A)(1)		18	9629446	0	0	9629446	64.5296	9629446	0	9629446	64.5296	0	64.5296	0	0	0	0	0	9629446
2 Foreign																			
(a) Individuals (Non-Resident Individuals / Foreign Individuals)		0	0	0	0	0	0	0	0	0	0	0	0	0	0	0	0	0	0
(b) Government		0	0	0	0	0	0	0	0	0	0	0	0	0	0	0	0	0	0
(c) Institutions		0	0	0	0	0	0	0	0	0	0	0	0	0	0	0	0	0	0
(d) Foreign Portfolio Investor		0	0	0	0	0	0	0	0	0	0	0	0	0	0	0	0	0	0
(e) Any Other (Specify)		0	0	0	0	0	0	0	0	0	0	0	0	0	0	0	0	0	0
Sub Total (A)(2)		0	0	0	0	0	0	0	0	0	0	0	0	0	0	0	0	0	0
Total Shareholding Of Promoter And Promoter Group (A)= (A)(1)+(A)(2)		18	9629446	0	0	9629446	64.5296	9629446	0	9629446	64.5296	0	64.5296	0	0	0	0	0	9629446

Details of Shares which remain unclaimed may be given hear along with details such as number of shareholders, outstanding shares held in demat/unclaimed suspense account, voting rights which are frozen etc.

Note :

(1) PAN would not be displayed on website of Stock Exchange(s)

(2) The term 'Encumbrance' has the same meaning as assigned under regulation 28(3) of SEBI (Substantial Acquisition of Shares and Takeovers) Regulations, 2011.



Nilkamal Limited

Table III - Statement showing shareholding pattern of the Public shareholder

Category & Name of the shareholders	PAN	Nos. of shareholders	No. of fully paid up equity shares held	Partly paid-up equity shares held	No. of shares underlying Depository Receipts	Total nos. shares held	Shareholding % calculated as per SCRR, 1957 As a % of (A+B+C2)	Number of Voting Rights held in each class of securities			Shares Underlying Outstanding convertible securities (including	ing, as a % assuming full conversion of convertible securities	Number of Locked in shares		Number of Shares pledged or otherwise encumbered		Number of equity shares held in dematerialised form		
								No of Voting Rights					Total as a % of (A+B+C)	No. (a)	As a % of total Shares held(b)	No. (a)		As a % of total Shares held(b)	
								Class eg: X	Class eg: y	Total									
(I)	(II)	(III)	(IV)	(V)	(VI)	(VII) =	(VIII) As a	(IX)			(X)	(XI) =	(XII)		(XIII)		(XIV)		
1	Institutions																		
(a)	Mutual Fund		7	2672245	0	0	2672245	17.9075	2672245	0	2672245	17.9075	0	0	0	0	0	0	2671945
	Dsp Small Cap Fund	AAAJD0430B	1	1256679	0	0	1256679	8.4214	1256679	0	1256679	8.4214	0	0	0	0	0	0	1256679
	Hdfc Small Cap Fund	AAATH1809A	1	992070	0	0	992070	6.6481	992070	0	992070	6.6481	0	0	0	0	0	0	992070
	Kotak Small Cap Fund	AAATK4475F	1	420587	0	0	420587	2.8185	420587	0	420587	2.8185	0	0	0	0	0	0	420587
(b)	Venture Capital Funds		0	0	0	0	0	0	0	0	0	0	0	0	0	0	0	0	0
(c)	Alternate Investment Funds		3	33414	0	0	33414	0.2239	33414	0	33414	0.2239	0	0	0	0	0	0	33414
(d)	Foreign Venture Capital Investors		0	0	0	0	0	0	0	0	0	0	0	0	0	0	0	0	0
(e)	Foreign Portfolio Investor		35	309566	0	0	309566	2.0745	309566	0	309566	2.0745	0	0	0	0	0	0	309566
(f)	Financial Institutions / Banks		1	300	0	0	300	0.002	300	0	300	0.002	0	0	0	0	0	0	300
(g)	Insurance Companies		0	0	0	0	0	0	0	0	0	0	0	0	0	0	0	0	0
(h)	Provident Funds/ Pension Funds		0	0	0	0	0	0	0	0	0	0	0	0	0	0	0	0	0
(i)	Any Other (Specify)		0	0	0	0	0	0	0	0	0	0	0	0	0	0	0	0	0
	Sub Total (B)(1)		46	3015525	0	0	3015525	20.2079	3015525	0	3015525	20.2079	0	0	0	0	0	0	3015225
2	Central Government/ State Government(s)/ President of India																		
	Sub Total (B)(2)		0	0	0	0	0	0	0	0	0	0	0	0	0	0	0	0	0
3	Non-Institutions																		
(a)	Individuals			0	0														
	i. Individual shareholders holding nominal share capital up to Rs. 2 lakhs.		23641	1593655	0	0	1593655	10.6795	1593655	0	1593655	10.6795	0	0	0	0	0	0	1485212
	ii. Individual shareholders holding nominal share capital in excess of Rs. 2 lakhs.		5	160045	0	0	160045	1.0725	160045	0	160045	1.0725	0	0	0	0	0	0	160045
(b)	NBFCs registered with RBI		1	12800	0	0	12800	0.0858	12800	0	12800	0.0858	0	0	0	0	0	0	12800
	Trust Employee		0	0	0	0	0	0	0	0	0	0	0	0	0	0	0	0	0
(d)	Overseas Depositories(holding DRs) (balancing figure)		0	0	0	0	0	0	0	0	0	0	0	0	0	0	0	0	0



(c)	Any Other (Specify)	1400	511054	0	0	511054	3.4247	511054	0	511054	3.4247	0	3.4247	0	0	NA	NA	510169
	IEPF	1	38637	0	0	38637	0.2589	38637	0	38637	0.2589	0	0.2589	0	0	NA	NA	38637
	Hindu Undivided Family	453	63488	0	0	63488	0.4255	63488	0	63488	0.4255	0	0.4255	0	0	NA	NA	63488
	Non Resident Indians (Non Repat)	224	22752	0	0	22752	0.1525	22752	0	22752	0.1525	0	0.1525	0	0	NA	NA	22752
	Non Resident Indians (Repat)	433	107922	0	0	107922	0.7232	107922	0	107922	0.7232	0	0.7232	0	0	NA	NA	107822
	Clearing Member	90	31949	0	0	31949	0.2141	31949	0	31949	0.2141	0	0.2141	0	0	NA	NA	31949
	Bodies Corporate	199	246306	0	0	246306	1.6506	246306	0	246306	1.6506	0	1.6506	0	0	NA	NA	245521
	Sub Total (B)(3)	25047	2277554	0	0	2277554	15.2625	2277554	0	2277554	15.2625	0	15.2625	0	0	NA	NA	2168226
	Total Public Shareholding (B)= (B)(1)+(B)(2)+(B)(3)	25093	5293079	0	0	5293079	35.4704	5293079	0	5293079	35.4704	0	35.4704	0	0	NA	NA	5183451

Details of the shareholders acting as persons in Concert including their Shareholding (No. and %):

No. of shareholders	No. of Shares


Details of Shares which remain unclaimed may be given hear along with details such as number of shareholders, outstanding shares held in demat/unclaimed suspense account, voting rights which are frozen etc.

Note :

(1) PAN would not be displayed on website of Stock Exchange(s).

(2) The above format needs to disclose name of all holders holding more than 1% of total number of shares

(3) W.r.t. the information pertaining to Depository Receipts, the same may be disclosed in the respective columns to the extent information available and the balance to be disclosed as held by custodian.



Nilkamal Limited

Table IV - Statement showing shareholding pattern of the Non Promoter- Non Public shareholder

	Category & Name of the shareholders	PAN	Nos. of shareholders	No. of fully paid up equity shares held	Partly paid-up equity shares held	No. of shares underlying Depository Receipts	Total nos. shares held	Shareholding % calculated as per SCRR, 1957 As a % of (A+B+C2)	Number of Voting Rights held in each class of securities				Number of Shares Underlying Outstanding convertible securities (including	Shareholding, as a % assuming full conversion of convertible securities	Number of Locked in shares		Number of Shares pledged or otherwise encumbered		Number of equity shares held in dematerialised form
									No of Voting Rights			Total as a % of (A+B+C)			No. (a)	As a % of total Shares held(b)	No. (a)	As a % of total Shares held(b)	
									Class eg: X	Class eg: y	Total								
(I)	(II)	(III)	(IV)	(V)	(VI)	(VII) =	(VIII) As a	(IX)			(X)	(XI)=	(XII)		(XIII)		(XIV)		
1	Custodian/DR Holder		0	0	0	0	0	0.0000	0	0	0	0.0000	0	0.0000	0	0.0000	NA	NA	0
2	Employee Benefit Trust (under SEBI (Share based Employee Benefit) Regulations, 2014)		0	0	0	0	0	0.0000	0	0	0	0.0000	0	0.0000	0	0.0000	NA	NA	0
	Total Non-Promoter- Non Public Shareholding (C)= (C)(1)+(C)(2)		0	0	0	0	0	0.0000	0	0	0	0.0000	0	0.0000	0	0.0000	NA	NA	0

Note :

(1) PAN would not be displayed on website of Stock Exchange(s).

(2) The above format needs to disclose name of all holders holding more than 1% of total number of shares

(3) W.r.t. the information pertaining to Depository Receipts, the same may be disclosed in the respective columns to the extent information available and the balance to be disclosed as held by custodian.

