


Shareholding Pattern under Regulation 31 of SEBI (Listing Obligations and Disclosure Requirements) Regulations, 2015

1.	Name of Listed Entity: Nilkamal Limited	
2.	Scrip Code/Name of Scrip/Class of Security: 523385	
3.	Share Holding Pattern Filed under: Reg. 31(1)(a)/Reg. 31(1)(b)/Reg.31(1)(c)	
	a.	If under 31(1)(b) then indicate the report for Quarter ending 30-09-2021
	b.	If under 31(1)(c) then indicate date of allotment/extinguishment
4.	Declaration: The Listed entity is required to submit the following declaration to the extent of submission of information:-	

	Particulars	Yes*	No*
1	Whether the Listed Entity has issued any partly paid up shares?		No
2	Whether the Listed Entity has issued any Convertible Securities or Warrants?		No
3	Whether the Listed Entity has any shares against which depository receipts are issued?		No
4	Whether the Listed Entity has any shares in locked-in?		No
5	Whether any shares held by promoters are pledge or otherwise encumbered?		No


* If the Listed Entity selects the option 'No' for the questions above, the columns for the partly paid up shares, Outstanding Convertible Securities/Warrants, depository receipts, locked-in shares, No of shares pledged or otherwise encumbered by promoters, as applicable, shall not be displayed at the time of dissemination on the Stock Exchange website. Also wherever there is 'No' declared by Listed Entity in above table the values will be considered as 'Zero' by default on submission of the format of holding of specified securities.



Nilkamal Limited

Table I - Summary Statement holding of specified securities

Category	Category of shareholder	Nos. of shareholders	No. of fully paid up equity shares held	No. of Partly paid-up equity shares held	No. of shares underlying Depository Receipts	Total nos. shares held	Shareholding as a % of total no. of shares (calculated as per SCRR, 1957)	Number of Voting Rights held in each class of securities				Shares Underlying Outstanding convertible securities (including	ing, as a % assuming full conversion of convertible securities	Number of Locked in shares		Number of Shares pledged or otherwise encumbered		Number of equity shares held in dematerialised form
								No of Voting Rights			Total as a % of (A+B+C)			No. (a)	As a % of total Shares held(b)	No. (a)	As a % of total Shares held(b)	
								Class eg: X	Class eg: y	Total								
(A)	Promoter & Promoter Group	17	9629446	0	0	9629446	64.5296	9629446	0	9629446	64.5296	0	64.5296	0	0	0	0	9629446
(B)	Public	20169	5293079	0	0	5293079	35.4704	5293079	0	5293079	35.4704	0	35.4704	0	0	NA	NA	5185908
(C)	Non Promoter - Non Public				0				0			0		0	0	NA	NA	
(C1)	Shares Underlying DRs	0	0	0	0	0	0	0	0	0	0	0	0	0	0	NA	NA	0
(C2)	Shares Held By Employee Trust	0	0	0	0	0	0	0	0	0	0	0	0	0	0	NA	NA	0
	Total	20186	14922525	0	0	14922525	100	14922525	0	14922525	100	0	100	0	0	0	0	14815354



Nilkamal Limited

Table II - Statement showing shareholding pattern of the Promoter and Promoter Group


Category & Name of the shareholders	Entity Type	PAN	Nos. of shareholders	No. of fully paid up equity shares held	Partly paid-up equity shares held	No. of shares underlying Depository Receipts	Total nos. shares held	Shareholding % calculated as per SCRR, 1957 As a % of (A+B+C2)	Number of Voting Rights held in each class of securities			Shares Underlying Outstanding convertible securities (including)	ing, as a % assuming full conversion of convertible securities	Number of Locked in shares		Number of Shares pledged or otherwise encumbered		Number of equity shares held in dematerialised form	
									No of Voting Rights					Total as a % of (A+B+C)	No. (a)	As a % of total Shares held(b)	No. (a)		As a % of total Shares held(b)
									Class eg: X	Class eg: y	Total								
(I)		(II)	(III)	(IV)	(V)	(VI)	(VII) =	(VIII) As a	(IX)			(X)	(XI) =	(XII)	(XIII)	(XIV)			
1	Indian																		
(a)	Individuals / Hindu Undivided Family		15	7252946	0	0	7252946	48.604	7252946	0	7252946	48.604	0	48.604	0	0	0	0	7252946
	Hiten V. Parekh	Promoters	1	1901258	0	0	1901258	12.7409	1901258	0	1901258	12.7409	0	12.7409	0	0	0	0	1901258
	Nayan S. Parekh	Promoters	1	1705277	0	0	1705277	11.4275	1705277	0	1705277	11.4275	0	11.4275	0	0	0	0	1705277
	Manish Vamanrai Parekh	Promoters	1	1515563	0	0	1515563	10.1562	1515563	0	1515563	10.1562	0	10.1562	0	0	0	0	1515563
	Nayan S. Parekh	Promoters	1	496427	0	0	496427	3.3267	496427	0	496427	3.3267	0	3.3267	0	0	0	0	496427
	Purvi Nayan Parekh	Promoters	1	435124	0	0	435124	2.9159	435124	0	435124	2.9159	0	2.9159	0	0	0	0	435124
	Manju M. Parekh	Promoters	1	392796	0	0	392796	2.6322	392796	0	392796	2.6322	0	2.6322	0	0	0	0	392796
	Vamanrai V. Parekh	Promoters	1	132900	0	0	132900	0.8906	132900	0	132900	0.8906	0	0.8906	0	0	0	0	132900
	Dhanay Nayan Parekh	Promoters	1	131900	0	0	131900	0.8839	131900	0	131900	0.8839	0	0.8839	0	0	0	0	131900
	Eashan Manish Parekh	Promoters	1	131900	0	0	131900	0.8839	131900	0	131900	0.8839	0	0.8839	0	0	0	0	131900
	Mihir Hiten Parekh	Promoters	1	131900	0	0	131900	0.8839	131900	0	131900	0.8839	0	0.8839	0	0	0	0	131900
	Sharad Vrajlal Parekh	Promoters	1	120800	0	0	120800	0.8095	120800	0	120800	0.8095	0	0.8095	0	0	0	0	120800
	Dhaniti Nayan Parekh	Promoters	1	50000	0	0	50000	0.3351	50000	0	50000	0.3351	0	0.3351	0	0	0	0	50000
	Natasha Manish Parekh	Promoters	1	50000	0	0	50000	0.3351	50000	0	50000	0.3351	0	0.3351	0	0	0	0	50000
	Priyanka Hemit Gandhi	Promoters	1	50000	0	0	50000	0.3351	50000	0	50000	0.3351	0	0.3351	0	0	0	0	50000
	Smriti Hiten Parekh	Promoters	1	7101	0	0	7101	0.0476	7101	0	7101	0.0476	0	0.0476	0	0	0	0	7101
(b)	Central Government / State Government(s)		0	0	0	0	0	0	0	0	0	0	0	0	0	0	0	0	0
(c)	Financial Institutions / Banks		0	0	0	0	0	0	0	0	0	0	0	0	0	0	0	0	0
(d)	Any Other (Specify)		3	2376500	0	0	2376500	15.9256	2376500	0	2376500	15.9256	0	15.9256	0	0	0	0	2376500
	Bodies Corporate		3	2376500	0	0	2376500	15.9256	2376500	0	2376500	15.9256	0	15.9256	0	0	0	0	2376500
	Nilkamal Builders Private Limited	Promoter Group E	1	1464000	0	0	1464000	9.8107	1464000	0	1464000	9.8107	0	9.8107	0	0	0	0	1464000
	Heirloom Finance Private Limited	Promoter Group E	1	912000	0	0	912000	6.1116	912000	0	912000	6.1116	0	6.1116	0	0	0	0	912000
	Shrimant Holding Private Limited	Promoter Group E	1	500	0	0	500	0.0034	500	0	500	0.0034	0	0.0034	0	0	0	0	500
	Sub Total (A)(1)		18	9629446	0	0	9629446	64.5296	9629446	0	9629446	64.5296	0	64.5296	0	0	0	0	9629446
2	Foreign																		
(a)	Individuals (Non-Resident Individuals / Foreign Individuals)		0	0	0	0	0	0	0	0	0	0	0	0	0	0	0	0	0
(b)	Government		0	0	0	0	0	0	0	0	0	0	0	0	0	0	0	0	0
(c)	Institutions		0	0	0	0	0	0	0	0	0	0	0	0	0	0	0	0	0
(d)	Foreign Portfolio Investor		0	0	0	0	0	0	0	0	0	0	0	0	0	0	0	0	0
(e)	Any Other (Specify)		0	0	0	0	0	0	0	0	0	0	0	0	0	0	0	0	0
	Sub Total (A)(2)		0	0	0	0	0	0	0	0	0	0	0	0	0	0	0	0	0
	Total Shareholding Of Promoter And Promoter Group (A)= (A)(1)+(A)(2)		18	9629446	0	0	9629446	64.5296	9629446	0	9629446	64.5296	0	64.5296	0	0	0	0	9629446

Details of Shares which remain unclaimed may be given hear along with details such as number of shareholders, outstanding shares held in demat/unclaimed suspense account, voting rights which are frozen etc.

Note :

(1) PAN would not be displayed on website of Stock Exchange(s)


(2) The term 'Encumbrance' has the same meaning as assigned under regulation 28(3) of SEBI (Substantial Acquisition of Shares and Takeovers) Regulations, 2011.



Nilkamal Limited

Table III - Statement showing shareholding pattern of the Public shareholder

Category & Name of the shareholders	PAN	Nos. of shareholders	No. of fully paid up equity shares held	Partly paid-up equity shares held	No. of shares underlying Depository Receipts	Total nos. shares held	Shareholding % calculated as per SCRR, 1957 As a % of (A+B+C2)	Number of Voting Rights held in each class of securities			Shares Underlying Outstanding convertible securities (including securities convertible, as a % assuming full conversion of convertible securities)	Number of Locked in shares		Number of Shares pledged or otherwise encumbered		Number of equity shares held in dematerialised form			
								No of Voting Rights				Total as a % of (A+B+C)	No. (a)	As a % of total Shares held(b)	No. (a)		As a % of total Shares held(b)		
								Class eg: X	Class eg: y	Total									
(I)	(II)	(III)	(IV)	(V)	(VI)	(VII) =	(VIII) As a	(IX)			(X)	(XI) =	(XII)		(XIII)		(XIV)		
1	Institutions																		
(a)	Mutual Fund		7	2810926	0	0	2810926	18.8368	2810926	0	2810926	18.8368	0	18.8368	0	0	NA	NA	2810626
	Dsp Small Cap Fund	AAAJD0430B	1	1289228	0	0	1289228	8.6395	1289228	0	1289228	8.6395	0	8.6395	0	0	NA	NA	1289228
	Hdfc Small Cap Fund	AAATH1809A	1	995025	0	0	995025	6.6679	995025	0	995025	6.6679	0	6.6679	0	0	NA	NA	995025
	Kotak Small Cap Fund	AAATK4475F	1	523403	0	0	523403	3.5075	523403	0	523403	3.5075	0	3.5075	0	0	NA	NA	523403
(b)	Venture Capital Funds		0	0	0	0	0	0	0	0	0	0	0	0	0	0	NA	NA	0
(c)	Alternate Investment Funds		8	89452	0	0	89452	0.5994	89452	0	89452	0.5994	0	0.5994	0	0	NA	NA	89452
(d)	Foreign Venture Capital Investors		0	0	0	0	0	0	0	0	0	0	0	0	0	0	NA	NA	0
(e)	Foreign Portfolio Investor		38	324680	0	0	324680	2.1758	324680	0	324680	2.1758	0	2.1758	0	0	NA	NA	324680
(f)	Financial Institutions / Banks		1	300	0	0	300	0.002	300	0	300	0.002	0	0.002	0	0	NA	NA	300
(g)	Insurance Companies		0	0	0	0	0	0	0	0	0	0	0	0	0	0	NA	NA	0
(h)	Provident Funds/ Pension Funds		0	0	0	0	0	0	0	0	0	0	0	0	0	0	NA	NA	0
(i)	Any Other (Specify)		0	0	0	0	0	0	0	0	0	0	0	0	0	0	NA	NA	0
	Sub Total (B)(1)		54	3225358	0	0	3225358	21.614	3225358	0	3225358	21.614	0	21.614	0	0	NA	NA	3225058
2	Central Government/ State Government(s)/ President of India																		
	Sub Total (B)(2)		0	0	0	0	0	0	0	0	0	0	0	0	0	0	NA	NA	0
3	Non-Institutions																		
(a)	Individuals			0	0												NA	NA	
	i. Individual shareholders holding nominal share capital up to Rs. 2 lakhs.		18923	1457864	0	0	1457864	9.7696	1457864	0	1457864	9.7696	0	9.7696	0	0	NA	NA	1351877
	ii. Individual shareholders holding nominal share capital in excess of Rs. 2 lakhs.		3	99435	0	0	99435	0.6663	99435	0	99435	0.6663	0	0.6663	0	0	NA	NA	99435
(b)	NBFCs registered with RBI		1	12800	0	0	12800	0.0858	12800	0	12800	0.0858	0	0.0858	0	0	NA	NA	12800
	Trust Employee		0	0	0	0	0	0	0	0	0	0	0	0	0	0	NA	NA	0
(d)	Overseas Depositories(holding DRs) (balancing figure)		0	0	0	0	0	0	0	0	0	0	0	0	0	0	NA	NA	0



(c)	Any Other (Specify)		1188	497622	0	0	497622	3.3347	497622	0	497622	3.3347	0	3.3347	0	0	NA	NA	496738
	IEPF		1	38637	0	0	38637	0.2589	38637	0	38637	0.2589	0	0.2589	0	0	NA	NA	38637
	Hindu Undivided Family		375	55754	0	0	55754	0.3736	55754	0	55754	0.3736	0	0.3736	0	0	NA	NA	55754
	Non Resident Indians (Non Repat)		205	19829	0	0	19829	0.1329	19829	0	19829	0.1329	0	0.1329	0	0	NA	NA	19829
	Non Resident Indians (Repat)		345	98653	0	0	98653	0.6611	98653	0	98653	0.6611	0	0.6611	0	0	NA	NA	98553
	Body Corp-Ltd Liability Partnership		27	32832	0	0	32832	0.22	32832	0	32832	0.22	0	0.22	0	0	NA	NA	32832
	Clearing Member		37	3251	0	0	3251	0.0218	3251	0	3251	0.0218	0	0.0218	0	0	NA	NA	3251
	Bodies Corporate		198	248666	0	0	248666	1.6664	248666	0	248666	1.6664	0	1.6664	0	0	NA	NA	247882
	Sub Total (B)(3)		20115	2067721	0	0	2067721	13.8564	2067721	0	2067721	13.8564	0	13.8564	0	0	NA	NA	1960850
	Total Public Shareholding (B)= (B)(1)+(B)(2)+(B)(3)		20169	5293079	0	0	5293079	35.4704	5293079	0	5293079	35.4704	0	35.4704	0	0	NA	NA	5185908

Details of the shareholders acting as persons in Concert including their Shareholding (No. and %):

No. of shareholders	No. of Shares


Details of Shares which remain unclaimed may be given hear along with details such as number of shareholders, outstanding shares held in demat/unclaimed suspense account, voting rights which are frozen etc.

Note :

(1) PAN would not be displayed on website of Stock Exchange(s).

(2) The above format needs to disclose name of all holders holding more than 1% of total number of shares

(3) W.r.t. the information pertaining to Depository Receipts, the same may be disclosed in the respective columns to the extent information available and the balance to be disclosed as held by custodian.



Nilkamal Limited

Table IV - Statement showing shareholding pattern of the Non Promoter- Non Public shareholder

	Category & Name of the shareholders	PAN	Nos. of shareholders	No. of fully paid up equity shares held	Partly paid-up equity shares held	No. of shares underlying Depository Receipts	Total nos. shares held	Shareholding % calculated as per SCRR, 1957 As a % of (A+B+C2)	Number of Voting Rights held in each class of securities			Total as a % of (A+B+C)	Number of Shares Underlying Outstanding convertible securities (including	Shareholding, as a % assuming full conversion of convertible securities	Number of Locked in shares		Number of Shares pledged or otherwise encumbered		Number of equity shares held in dematerialised form
									No of Voting Rights						No. (a)	As a % of total Shares held(b)	No. (a)	As a % of total Shares held(b)	
									Class eg: X	Class eg: y	Total								
(I)	(II)	(III)	(IV)	(V)	(VI)	(VII) =	(VIII) As a	(IX)			(X)	(XI)=	(XII)		(XIII)		(XIV)		
1	Custodian/DR Holder		0	0	0	0	0	0.0000	0	0	0	0.0000	0	0.0000	0	0.0000	NA	NA	0
2	Employee Benefit Trust (under SEBI (Share based Employee Benefit) Regulations, 2014)		0	0	0	0	0	0.0000	0	0	0	0.0000	0	0.0000	0	0.0000	NA	NA	0
	Total Non-Promoter- Non Public Shareholding (C)= (C)(1)+(C)(2)		0	0	0	0	0	0.0000	0	0	0	0.0000	0	0.0000	0	0.0000	NA	NA	0

Note :

(1) PAN would not be displayed on website of Stock Exchange(s).

(2) The above format needs to disclose name of all holders holding more than 1% of total number of shares

(3) W.r.t. the information pertaining to Depository Receipts, the same may be disclosed in the respective columns to the extent information available and the balance to be disclosed as held by custodian.

