


Shareholding Pattern under Regulation 31 of SEBI (Listing Obligations and Disclosure Requirements) Regulations, 2015

1.	Name of Listed Entity: Nilkamal Limited
2.	Scrip Code/Name of Scrip/Class of Security: 523385
3.	Share Holding Pattern Filed under: Reg. 31(1)(a)/Reg. 31(1)(b)/Reg.31(1)(c)
	a. If under 31(1)(b) then indicate the report for Quarter ending 31-03-2022
	b. If under 31(1)(c) then indicate date of allotment/extinguishment
4.	Declaration: The Listed entity is required to submit the following declaration to the extent of submission of information:-

	Particulars	Yes*	No*
1	Whether the Listed Entity has issued any partly paid up shares?		No
2	Whether the Listed Entity has issued any Convertible Securities or Warrants?		No
3	Whether the Listed Entity has any shares against which depository receipts are issued?		No
4	Whether the Listed Entity has any shares in locked-in?		No
5	Whether any shares held by promoters are pledge or otherwise encumbered?		No

* If the Listed Entity selects the option 'No' for the questions above, the columns for the partly paid up shares, Outstanding Convertible Securities/Warrants, depository receipts, locked-in shares, No of shares pledged or otherwise encumbered by promoters, as applicable, shall not be displayed at the time of dissemination on the Stock Exchange website. Also wherever there is 'No' declared by Listed Entity in above table the values will be considered as 'Zero' by default on submission of the format of holding of specified securities.

R. Dave



Milkamal Limited

Table I - Summary Statement holding of specified securities

Category	Category of shareholder	Nos. of shareholders	No. of fully paid up equity shares held	No. of Partly paid-up equity shares held	No. of shares underlying Depository Receipts	Total nos. shares held	Shareholding as a % of total no. of shares (calculated as per SCRR, 1957)	Number of Voting Rights held in each class of securities				Shares Underlying Outstanding convertible securities (including	ing, as a % assuming conversion of convertible securities	Number of Locked in shares		Number of Shares pledged or otherwise encumbered		Number of equity shares held in dematerialised form
								No of Voting Rights			Total as a % of (A+B+C)			No. (a)	As a % of total Shares held(b)	No. (a)	As a % of total Shares held(b)	
								Class eg: X	Class eg: y	Total								
(I)	(II)	(III)	(IV)	(V)	(VI)	(VII) =	(VIII) As a	(IX)				(X)	(XI)=	(XII)		(XIII)		(XIV)
A)	Promoter & Promoter Group	18	9629446	0	0	9629446	64.5296	9629446	0	9629446	64.5296	0	64.5296	0	0	0	0	9629446
B)	Public	19723	5293079	0	0	5293079	35.4704	5293079	0	5293079	35.4704	0	35.4704	0	0	NA	NA	5191611
C)	Non Promoter - Non Public				0				0			0			0	NA	NA	
C1)	Shares Underlying DRs	0	0	0	0	0	0	0	0	0	0	0	0	0	0	NA	NA	0
C2)	Shares Held By Employee Trust	0	0	0	0	0	0	0	0	0	0	0	0	0	0	NA	NA	0
	Total	19741	14922525	0	0	14922525	100	14922525	0	14922525	100	0	100	0	0	0	0	14821057

Prave



Nilkamal Limited

Table I - Summary Statement holding of specified securities

Category	Category of shareholder	Nos. of shareholders	No. of fully paid up equity shares held	No. of Partly paid-up equity shares held	No. of shares underlying Depository Receipts	Total nos. shares held	Shareholding as a % of total no. of shares (calculated as per SCRR, 1957)	Number of Voting Rights held in each class of securities				Shares Underlying Outstanding convertible securities (including	ing, as a % assuming full conversion of convertible securities	Number of Locked in shares		Number of Shares pledged or otherwise encumbered		Number of equity shares held in dematerialised form
								No of Voting Rights			Total as a % of (A+B+C)			No. (a)	As a % of total Shares held(b)	No. (a)	As a % of total Shares held(b)	
								Class eg: X	Class eg: y	Total								
(I)	(II)	(III)	(IV)	(V)	(VI)	(VII) =	(VIII) As a	(IX)			(X)	(XI)=	(XII)		(XIII)		(XIV)	
(A)	Promoter & Promoter Group	18	9629446	0	0	9629446	64.5296	9629446	0	9629446	64.5296	0	64.5296	0	0	0	0	9629446
(B)	Public	19723	5293079	0	0	5293079	35.4704	5293079	0	5293079	35.4704	0	35.4704	0	0	NA	NA	5191611
(C)	Non Promoter - Non Public				0				0			0			0	NA	NA	
(C1)	Shares Underlying DRs	0	0	0	0	0	0	0	0	0	0	0	0	0	0	NA	NA	0
(C2)	Shares Held By Employee Trust	0	0	0	0	0	0	0	0	0	0	0	0	0	0	NA	NA	0
	Total	19741	14922525	0	0	14922525	100	14922525	0	14922525	100	0	100	0	0	0	0	14821057

Prave



Nilkamal Limited

Table II - Statement showing shareholding pattern of the Promoter and Promoter Group

Category & Name of the shareholders (I)	Entity Type	PAN (II)	Nos. of shareholders (III)	No. of fully paid up equity shares held (IV)	Partly paid-up equity shares held (V)	No. of shares underlyin g Depositor y Receipts (VI)	Total nos. shares held (VII) =	Sharehold ing % calculated as per SCRR, 1957 As a % of (A+B+C2) (VIII) As a	Number of Voting Rights held in each class of securities			Shares Underlyin g Outstanding convertible securities (including securities) (X)	ing, as a % assuming full conversion of convertible securities (XI) =	Number of Locked in shares		Number of Shares pledged or otherwise encumbered		Number of equity shares held in demateria lised form (XIV)	
									No of Voting Rights					Total as a % of (A+B+C) (IX)	No. (a)	As a % of total Shares held(b)	No. (a)		As a % of total Shares held(b)
									Class eg: X	Class eg: Y	Total								
1	Indian		15	7252946	0	0	7252946	48.604	7252946	0	48.604	0	0	0	0	0	0	7252946	
(a)	Individuals / Hindu Undivided Family																		
	Hiten V. Parekh	Promoters	1	1801258	0	0	1801258	12.0707	1801258	0	12.0707	0	0	0	0	0	0	1801258	
	Nayan S. Parekh	Promoters	1	1705277	0	0	1705277	11.4275	1705277	0	11.4275	0	0	0	0	0	0	1705277	
	Manish Vamanrai Parekh	Promoters	1	1515563	0	0	1515563	10.1562	1515563	0	10.1562	0	0	0	0	0	0	1515563	
	Nayan S. Parekh	Promoters	1	496427	0	0	496427	3.3267	496427	0	3.3267	0	0	0	0	0	0	496427	
	Purvi Nayan Parekh	Promoters	1	435124	0	0	435124	2.9159	435124	0	2.9159	0	0	0	0	0	0	435124	
	Manju M. Parekh	Promoters	1	392796	0	0	392796	2.6322	392796	0	2.6322	0	0	0	0	0	0	392796	
	Mihir Hiten Parekh	Promoters	1	231900	0	0	231900	1.554	231900	0	1.554	0	0	0	0	0	0	231900	
	Vamanrai V. Parekh	Promoters	1	132900	0	0	132900	0.8906	132900	0	0.8906	0	0	0	0	0	0	132900	
	Dhanay Nayan Parekh	Promoters	1	131900	0	0	131900	0.8839	131900	0	0.8839	0	0	0	0	0	0	131900	
	Eashan Manish Parekh	Promoters	1	131900	0	0	131900	0.8839	131900	0	0.8839	0	0	0	0	0	0	131900	
	Sharad Vrajlal Parekh	Promoters	1	120800	0	0	120800	0.8095	120800	0	0.8095	0	0	0	0	0	0	120800	
	Dhaniti Nayan Parekh	Promoters	1	50000	0	0	50000	0.3351	50000	0	0.3351	0	0	0	0	0	0	50000	
	Natasha Manish Parekh	Promoters	1	50000	0	0	50000	0.3351	50000	0	0.3351	0	0	0	0	0	0	50000	
	Priyanka Hemit Gandhi	Promoters	1	50000	0	0	50000	0.3351	50000	0	0.3351	0	0	0	0	0	0	50000	
	Smriti Hiten Parekh	Promoters	1	7101	0	0	7101	0.0476	7101	0	0.0476	0	0	0	0	0	0	7101	
	Sub Total (A)(1)		0	0	0	0	0	0	0	0	0	0	0	0	0	0	0	0	
(b)	Central Government / State Government(s)		0	0	0	0	0	0	0	0	0	0	0	0	0	0	0	0	
(c)	Financial Institutions / Banks		3	2376500	0	0	2376500	15.9256	2376500	0	15.9256	0	0	0	0	0	0	2376500	
(d)	Any Other (Specify)		3	2376500	0	0	2376500	15.9256	2376500	0	15.9256	0	0	0	0	0	0	2376500	
	Bodies Corporate																		
	Nilkamal Builders Private Limited	Promoter Group	1	1464000	0	0	1464000	9.8107	1464000	0	9.8107	0	0	0	0	0	0	1464000	
	Heirloom Finance Private Limited	Promoter Group	1	912000	0	0	912000	6.1116	912000	0	6.1116	0	0	0	0	0	0	912000	
	Shrimant Holding Private Limited	Promoter Group	1	500	0	0	500	0.0034	500	0	0.0034	0	0	0	0	0	0	500	
	Sub Total (A)(2)		18	9629446	0	0	9629446	64.5296	9629446	0	64.5296	0	0	0	0	0	0	9629446	
2	Foreign		0	0	0	0	0	0	0	0	0	0	0	0	0	0	0	0	
(a)	Individuals (Non-Resident Individuals / Foreign Individuals)		0	0	0	0	0	0	0	0	0	0	0	0	0	0	0	0	
(b)	Government		0	0	0	0	0	0	0	0	0	0	0	0	0	0	0	0	
(c)	Institutions		0	0	0	0	0	0	0	0	0	0	0	0	0	0	0	0	
(d)	Foreign Portfolio Investor		0	0	0	0	0	0	0	0	0	0	0	0	0	0	0	0	
(e)	Any Other (Specify)		0	0	0	0	0	0	0	0	0	0	0	0	0	0	0	0	
	Sub Total (A)(2)		0	0	0	0	0	0	0	0	0	0	0	0	0	0	0	0	
	Total Shareholding Of Promoter And Promoter Group (A)=(A)(1)+(A)(2)		18	9629446	0	0	9629446	64.5296	9629446	0	64.5296	0	0	0	0	0	0	9629446	

Details of Shares which remain unclaimed may be given hear along with details such as number of shareholders, outstanding shares held in demat/unclaimed suspense account, voting rights which are frozen etc.

Note :
 (1) PAN would not be displayed on website of Stock Exchange(s)
 (2) The term 'Encumbrance' has the same meaning as assigned under regulation 28(3) of SEBI (Substantial Acquisition of Shares and Takeovers) Regulations, 2011.




Nilkamal Limited

Table III - Statement showing shareholding pattern of the Public shareholder

	Category & Name of the shareholders	PAN	Nos. of shareholders	No. of fully paid up equity shares held	Partly paid-up equity shares held	No. of shares underlying Depository Receipts	Total nos. shares held	Shareholding % calculated as per SCRR, 1957 As a % of (A+B+C2)	Number of Voting Rights held in each class of securities			Shares Underlying Outstanding convertible securities (including securities)	ing, as a % assuming full conversion of convertible securities	Number of Locked in shares		Number of Shares pledged or otherwise encumbered		Number of equity shares held in dematerialised form	
									No of Voting Rights					Total as a % of (A+B+C)	No. (a)	As a % of total Shares held(b)	No. (a)		As a % of total Shares held(b)
									Class eg: X	Class eg: y	Total								
1	Institutions																		
(a)	Mutual Fund		6	2856155	0	0	2856155	19.1399	2856155	0	2856155	19.1399	0	0	0	0	NA	NA	2855855
	Dsp Small Cap Fund	AAAJD0430B	1	1292863	0	0	1292863	8.6638	1292863	0	1292863	8.6638	0	0	0	0	NA	NA	1292863
	Hdfc Small Cap Fund	AAATH1809A	1	991096	0	0	991096	6.6416	991096	0	991096	6.6416	0	0	0	0	NA	NA	991096
	Kotak Small Cap Fund	AAATK4475F	1	571504	0	0	571504	3.8298	571504	0	571504	3.8298	0	0	0	0	NA	NA	571504
(b)	Venture Capital Funds		0	0	0	0	0	0	0	0	0	0	0	0	0	0	NA	NA	0
(c)	Alternate Investment Funds		6	65429	0	0	65429	0.4385	65429	0	65429	0.4385	0	0	0	0	NA	NA	65429
(d)	Foreign Venture Capital Investors		0	0	0	0	0	0	0	0	0	0	0	0	0	0	NA	NA	0
(e)	Foreign Portfolio Investor		36	318491	0	0	318491	2.1343	318491	0	318491	2.1343	0	0	0	0	NA	NA	318491
(f)	Financial Institutions / Banks		1	300	0	0	300	0.002	300	0	300	0.002	0	0	0	0	NA	NA	300
(g)	Insurance Companies		0	0	0	0	0	0	0	0	0	0	0	0	0	0	NA	NA	0
(h)	Provident Funds/ Pension Funds		0	0	0	0	0	0	0	0	0	0	0	0	0	0	NA	NA	0
(i)	Any Other (Specify)		0	0	0	0	0	0	0	0	0	0	0	0	0	0	NA	NA	0
	Sub Total (B)(1)		49	3240375	0	0	3240375	21.7147	3240375	0	3240375	21.7147	0	0	0	0	NA	NA	3240075
2	Central Government/ State Government(s)/ President of India																		
	Sub Total (B)(2)		0	0	0	0	0	0	0	0	0	0	0	0	0	0	NA	NA	0
3	Non-Institutions																		
(a)	Individuals				0	0											NA	NA	
	i. Individual shareholders holding nominal share capital up to Rs. 2 lakhs.		18589	1404665	0	0	1404665	9.4131	1404665	0	1404665	9.4131	0	0	0	0	NA	NA	1304281
	ii. Individual shareholders holding nominal share capital in excess of Rs. 2 lakhs.		3	99435	0	0	99435	0.6663	99435	0	99435	0.6663	0	0	0	0	NA	NA	99435
(b)	NBFCs registered with RBI		1	12800	0	0	12800	0.0858	12800	0	12800	0.0858	0	0	0	0	NA	NA	12800
	Trust Employee		0	0	0	0	0	0	0	0	0	0	0	0	0	0	NA	NA	0
(d)	Overseas Depositories(holding DRs) (balancing figure)		0	0	0	0	0	0	0	0	0	0	0	0	0	0	NA	NA	0

Handwritten signature



(c)	Any Other (Specify)		1081	535804	0	0	535804	3.5906	535804	0	535804	3.5906	0	3.5906	0	0	NA	NA	535020
	IEPF		1	42647	0	0	42647	0.2858	42647	0	42647	0.2858	0	0.2858	0	0	NA	NA	42647
	Hindu Undivided Family		378	53791	0	0	53791	0.3605	53791	0	53791	0.3605	0	0.3605	0	0	NA	NA	53791
	Non Resident Indians (Non Repat)		182	19541	0	0	19541	0.1309	19541	0	19541	0.1309	0	0.1309	0	0	NA	NA	19541
	Non Resident Indians (Repat)		285	109821	0	0	109821	0.7359	109821	0	109821	0.7359	0	0.7359	0	0	NA	NA	109721
	Body Corp-Ltd Liability Partnership		26	26695	0	0	26695	0.1789	26695	0	26695	0.1789	0	0.1789	0	0	NA	NA	26695
	Clearing Member		22	6296	0	0	6296	0.0422	6296	0	6296	0.0422	0	0.0422	0	0	NA	NA	6296
	Bodies Corporate		187	277013	0	0	277013	1.8563	277013	0	277013	1.8563	0	1.8563	0	0	NA	NA	276329
	Sub Total (B)(3)		19674	2052704	0	0	2052704	13.7557	2052704	0	2052704	13.7557	0	13.7557	0	0	NA	NA	1951536
	Total Public Shareholding (B)= (B)(1)+(B)(2)+(B)(3)		19723	5293079	0	0	5293079	35.4704	5293079	0	5293079	35.4704	0	35.4704	0	0	NA	NA	5191611

Details of the shareholders acting as persons in Concert including their Shareholding (No. and %):

No. of shareholders	No. of Shares

Details of Shares which remain unclaimed may be given hear along with details such as number of shareholders, outstanding shares held in demat/unclaimed suspense account, voting rights which are frozen etc.


Note :

(1) PAN would not be displayed on website of Stock Exchange(s).

(2) The above format needs to disclose name of all holders holding more than 1% of total number of shares

(3) W.r.t. the information pertaining to Depository Receipts, the same may be disclosed in the respective columns to the extent information available and the balance to be disclosed as held by custodian.

Prave



Nilkamal Limited

Table IV - Statement showing shareholding pattern of the Non Promoter- Non Public shareholder

	Category & Name of the shareholders	PAN	Nos. of shareholders	No. of fully paid up equity shares held	Partly paid-up equity shares held	No. of shares underlying Depository Receipts	Total nos. shares held	Shareholding % calculated as per SCRR, 1957 As a % of (A+B+C2) (VIII) As a	Number of Voting Rights held in each class of securities				Shares Underlying Outstanding convertible securities (including	ing, as a % assuming full conversion of convertible securities (XI)=	Number of Locked in shares		Number of Shares pledged or otherwise encumbered		Number of equity shares held in dematerialised form (XIV)
									No of Voting Rights			Total as a % of (A+B+C)			No. (a)	As a % of total Shares held(b)	No. (a)	As a % of total Shares held(b)	
									Class eg: X	Class eg: y	Total								
(I)	(II)	(III)	(IV)	(V)	(VI)	(VII) =	(VIII) As a	(IX)				(X)	(XI)=	(XII)		(XIII)		(XIV)	
1	Custodian/DR Holder		0	0	0	0	0	0.0000	0	0	0	0.0000	0	0.0000	0	0.0000	NA	NA	0
2	Employee Benefit Trust (under SEBI (Share based Employee Benefit) Regulations, 2014)		0	0	0	0	0	0.0000	0	0	0	0.0000	0	0.0000	0	0.0000	NA	NA	0
	Total Non-Promoter- Non Public Shareholding (C)= (C)(1)+(C)(2)		0	0	0	0	0	0.0000	0	0	0	0.0000	0	0.0000	0	0.0000	NA	NA	0

Note :

(1) PAN would not be displayed on website of Stock Exchange(s).

(2) The above format needs to disclose name of all holders holding more than 1% of total number of shares

(3) W.r.t. the information pertaining to Depository Receipts, the same may be disclosed in the respective columns to the extent information available and the balance to be disclosed as held by custodian.

