


Shareholding Pattern under Regulation 31 of SEBI (Listing Obligations and Disclosure Requirements) Regulations, 2015

1.	Name of Listed Entity: Nilkamal Limited
2.	Scrip Code/Name of Scrip/Class of Security: 523385
3.	Share Holding Pattern Filed under: Reg. 31(1)(a)/Reg. 31(1)(b)/Reg.31(1)(c)
	a. If under 31(1)(b) then indicate the report for Quarter ending : 31-03-2023
	b. If under 31(1)(c) then indicate date of allotment/extinguishment
4.	Declaration: The Listed entity is required to submit the following declaration to the extent of submission of information:-

	Particulars	Yes*	No*
1	Whether the Listed Entity has issued any partly paid up shares?		No
2	Whether the Listed Entity has issued any Convertible Securities or Warrants?		No
3	Whether the Listed Entity has any shares against which depository receipts are issued?		No
4	Whether the Listed Entity has any shares in locked-in?		No
5	Whether any shares held by promoters are pledge or otherwise encumbered?		No


* If the Listed Entity selects the option 'No' for the questions above, the columns for the partly paid up shares, Outstanding Convertible Securities/Warrants, depository receipts, locked-in shares, No of shares pledged or otherwise encumbered by promoters, as applicable, shall not be displayed at the time of dissemination on the Stock Exchange website. Also wherever there is 'No' declared by Listed Entity in above table the values will be considered as 'Zero' by default on submission of the format of holding of specified securities.



Nilkamal Limited

Table I - Summary Statement holding of specified securities

Category	Category of shareholder	Nos. of shareholders	No. of fully paid up equity shares held	No. of Partly paid-up equity shares held	No. of shares underlying Depository Receipts	Total nos. shares held	Shareholding as a % of total no. of shares (calculated as per SCRR, 1957)	Number of Voting Rights held in each class of securities				Shares Underlying Outstanding convertible securities (including	ing, as a % assuming full conversion of convertible securities	Number of Locked in shares		Number of Shares pledged or otherwise encumbered		Number of equity shares held in dematerialised form
								No of Voting Rights			Total as a % of (A+B+C)			No. (a)	As a % of total Shares held(b)	No. (a)	As a % of total Shares held(b)	
								Class eg: X	Class eg: y	Total								
(A)	Promoter & Promoter Group	17	9631046	0	0	9631046	64.5403	9631046	0	9631046	64.5403	0	64.5403	0	0.0000	0	0.0000	9631046
(B)	Public	18442	5291479	0	0	5291479	35.4597	5291479	0	5291479	35.4597	0	35.4597	0	0.0000	NA	NA	5204097
(C)	Non Promoter - Non Public				0				0			0		0.0000	NA	NA		
(C1)	Shares Underlying DRs	0	0	0	0	0	0.0000	0	0	0	0.0000	0	0.0000	0	0.0000	NA	NA	0
(C2)	Shares Held By Employee Trust	0	0	0	0	0	0.0000	0	0	0	0.0000	0	0.0000	0	0.0000	NA	NA	0
	Total	18459	14922525	0	0	14922525	100.0000	14922525	0	14922525	100.0000	0	100.0000	0	0.0000	0	0.0000	14835143



Prave

Nilkamal Limited

Table II - Statement showing shareholding pattern of the Promoter and Promoter Group

1	Category & Name of the shareholders	Entity Type	PAN	Nos. of shareholders	No. of fully paid up equity shares held	Partly paid-up equity shares held	No. of shares underlying Depository Receipts	Total nos. shares held	Shareholding % calculated as per SCRR, 1957 As a % of (A+B+C2)	Number of Voting Rights held in each class of securities			Shares Underlying Outstanding convertible securities (including securities convertible as a % of total securities)	Number of Locked in shares	Number of Shares pledged or otherwise encumbered		Number of equity shares held in dematerialised form			
										No of Voting Rights					Total as a % of Total Voting Rights	No. (a)		As a % of total Shares held(b)	No. (a)	As a % of total Shares held(b)
										Class eg: X	Class eg: y	Total								
(I)	(II)	(III)	(IV)	(V)	(VI)	(VII) =	(VIII) As a	(IX)			(X)	(XI) =	(XII)		(XIII)	(XIV)				
(a)	Individuals / Hindu Undivided Family			14	7254546	0	0	7254546	48.6147	7254546	0	7254546	48.6147	0	0.0000	0	0.0000	7254546		
	Nayan S. Parekh	Promoters	AAFPP8628N	1	2202344	0	0	2202344	14.7585	2202344	0	2202344	14.7585	0	0.0000	0	0.0000	2202344		
	Hiten V. Parekh	Promoters	AABPP7421K	1	1801738	0	0	1801738	12.0739	1801738	0	1801738	12.0739	0	0.0000	0	0.0000	1801738		
	Manish Vamanrai Parekh	Promoters	AABPP4340B	1	1516043	0	0	1516043	10.1594	1516043	0	1516043	10.1594	0	0.0000	0	0.0000	1516043		
	Purvi Nayan Parekh	Promoters	AABPB2620G	1	435124	0	0	435124	2.9159	435124	0	435124	2.9159	0	0.0000	0	0.0000	435124		
	Manju M. Parekh	Promoters	AFPPP8823G	1	392796	0	0	392796	2.6322	392796	0	392796	2.6322	0	0.0000	0	0.0000	392796		
	Mihir Hiten Parekh	Promoters	ASDPP1854G	1	231900	0	0	231900	1.5540	231900	0	231900	1.5540	0	0.0000	0	0.0000	231900		
	Vamanrai V. Parekh	Promoters	AABPP7420J	1	132900	0	0	132900	0.8906	132900	0	132900	0.8906	0	0.0000	0	0.0000	132900		
	Dhanay Nayan Parekh	Promoters	AUHPP7911Q	1	131900	0	0	131900	0.8839	131900	0	131900	0.8839	0	0.0000	0	0.0000	131900		
	Eashan Manish Parekh	Promoters	BBAPP3952J	1	131900	0	0	131900	0.8839	131900	0	131900	0.8839	0	0.0000	0	0.0000	131900		
	Sharad Vrajlal Parekh	Promoters	AABPP7423M	1	120800	0	0	120800	0.8095	120800	0	120800	0.8095	0	0.0000	0	0.0000	120800		
	Dhaniti Nayan Parekh	Promoters	AUHPP7893F	1	50000	0	0	50000	0.3351	50000	0	50000	0.3351	0	0.0000	0	0.0000	50000		
	Natasha Manish Parekh	Promoters	AUHPP7905J	1	50000	0	0	50000	0.3351	50000	0	50000	0.3351	0	0.0000	0	0.0000	50000		
	Priyanka Hemit Gandhi	Promoters	ASDPP1855H	1	50000	0	0	50000	0.3351	50000	0	50000	0.3351	0	0.0000	0	0.0000	50000		
	Smriti Hiten Parekh	Promoters	AFKPP2523G	1	7101	0	0	7101	0.0476	7101	0	7101	0.0476	0	0.0000	0	0.0000	7101		
(b)	Central Government / State Government(s)			0	0	0	0	0	0.0000	0	0	0	0.0000	0	0.0000	0	0.0000	0		
(c)	Financial Institutions / Banks			0	0	0	0	0	0.0000	0	0	0	0.0000	0	0.0000	0	0.0000	0		
(d)	Any Other (Specify)			3	2376500	0	0	2376500	15.9256	2376500	0	2376500	15.9256	0	0.0000	0	0.0000	2376500		
	Bodies Corporate			3	2376500	0	0	2376500	15.9256	2376500	0	2376500	15.9256	0	0.0000	0	0.0000	2376500		
	Nilkamal Builders Private Limited	Promoter Group	AAACN5016E	1	1464000	0	0	1464000	9.8107	1464000	0	1464000	9.8107	0	0.0000	0	0.0000	1464000		
	Heirloom Finance Private Limited	Promoter Group	AAACH1316F	1	912000	0	0	912000	6.1116	912000	0	912000	6.1116	0	0.0000	0	0.0000	912000		
	Shrimant Holding Private Limited	Promoter Group	AAACS5328J	1	500	0	0	500	0.0034	500	0	500	0.0034	0	0.0000	0	0.0000	500		
	Sub Total (A)(1)			17	9631046	0	0	9631046	64.5403	9631046	0	9631046	64.5403	0	0.0000	0	0.0000	9631046		



Prave

2	Foreign																			
(a)	Individuals (Non-Resident Individuals / Foreign Individuals)			0	0	0	0	0	0.0000	0	0	0	0.0000	0	0.0000	0	0.0000	0	0.0000	0
(b)	Government			0	0	0	0	0	0.0000	0	0	0	0.0000	0	0.0000	0	0.0000	0	0.0000	0
(c)	Institutions			0	0	0	0	0	0.0000	0	0	0	0.0000	0	0.0000	0	0.0000	0	0.0000	0
(d)	Foreign Portfolio Investor			0	0	0	0	0	0.0000	0	0	0	0.0000	0	0.0000	0	0.0000	0	0.0000	0
(e)	Any Other (Specify)			0	0	0	0	0	0.0000	0	0	0	0.0000	0	0.0000	0	0.0000	0	0.0000	0
	Sub Total (A)(2)			0	0	0	0	0	0.0000	0	0	0	0.0000	0	0.0000	0	0.0000	0	0.0000	0
	Total Shareholding Of Promoter And Promoter Group (A)= (A)(1)+(A)(2)			17	9631046	0	0	9631046	64.5403	9631046	0	9631046	64.5403	0	64.5403	0	0.0000	0	0.0000	9631046

Details of Shares which remain unclaimed may be given hear along with details such as number of shareholders, outstanding shares held in demat/unclaimed suspense account, voting rights which are frozen etc.

Note :

(1) PAN would not be displayed on website of Stock Exchange(s)

(2) The term 'Encumbrance' has the same meaning as assigned under regulation 28(3) of SEBI (Substantial Acquisition of Shares and Takeovers) Regulations, 2011.



Prave

Nilkamal Limited

Table III - Statement showing shareholding pattern of the Public shareholder

Category & Name of the shareholders	PAN	Nos. of shareholders	No. of fully paid up equity shares held	Partly paid-up equity shares held	No. of shares underlying Depository Receipts	Total nos. shares held	Shareholding % calculated as per SCRR, 1957 As a % of (A+B+C2)	Number of Voting Rights held in each class of securities			Shares Underlying Outstanding convertible securities (including securities	ing, as a % assuming full conversion of convertible securities	Number of Locked in shares		Number of Shares pledged or otherwise encumbered		Number of equity shares held in dematerialised form	Sub-categorization of shares			
								No of Voting Rights					Total as a % of Total Voting Rights	No. (a)	As a % of total Shares held(b)	No. (a)		As a % of total Shares held(b)	Shareholding under	Sub-category(i)	Sub-category(ii)
								Class eg: X	Class eg: y	Total											
1	Institutions (Domestic)																				
(a)	Mutual Fund		4	2921622	0	0	2921622	19.5786	2921622	0	2921622	19.5786	0	0.0000	NA	NA	2921622	0	0	0	
	Dsp Small Cap Fund	AAAJD0430B	1	1292863	0	0	1292863	8.6638	1292863	0	1292863	8.6638	0	0.0000	NA	NA	1292863	0	0	0	
	Hdfc Small Cap Fund	AAATH1809A	1	979786	0	0	979786	6.5658	979786	0	979786	6.5658	0	0.0000	NA	NA	979786	0	0	0	
	Kotak Small Cap Fund	AAATK4475F	1	647068	0	0	647068	4.3362	647068	0	647068	4.3362	0	0.0000	NA	NA	647068	0	0	0	
(b)	Venture Capital Funds		0	0	0	0	0	0.0000	0	0	0	0.0000	0	0.0000	NA	NA	0				
(c)	Alternate Investment Funds		3	32261	0	0	32261	0.2162	32261	0	32261	0.2162	0	0.0000	NA	NA	32261	0	0	0	
(d)	Banks		1	300	0	0	300	0.0020	300	0	300	0.0020	0	0.0000	NA	NA	300	0	0	0	
(e)	Insurance Companies		0	0	0	0	0	0.0000	0	0	0	0.0000	0	0.0000	NA	NA	0				
(f)	Provident Funds/ Pension Funds		0	0	0	0	0	0.0000	0	0	0	0.0000	0	0.0000	NA	NA	0				
(g)	Asset Reconstruction Companies		0	0	0	0	0	0.0000	0	0	0	0.0000	0	0.0000	NA	NA	0				
(h)	Sovereign Wealth Funds		0	0	0	0	0	0.0000	0	0	0	0.0000	0	0.0000	NA	NA	0				
(i)	NBFCs registered with RBI		1	12800	0	0	12800	0.0858	12800	0	12800	0.0858	0	0.0000	NA	NA	12800	0	0	0	
(j)	Other Financial Institutions		0	0	0	0	0	0.0000	0	0	0	0.0000	0	0.0000	NA	NA	0				
(k)	Any Other (Specify)		0	0	0	0	0	0.0000	0	0	0	0.0000	0	0.0000	NA	NA	0				
	Sub Total (B)(1)		9	2966983	0	0	2966983	19.8826	2966983	0	2966983	19.8826	0	0.0000	NA	NA	2966983	0	0	0	
2	Institutions (Foreign)																				
(a)	Foreign Direct Investment		0	0	0	0	0	0.0000	0	0	0	0.0000	0	0.0000	NA	NA	0				
(b)	Foreign Venture Capital Investors		0	0	0	0	0	0.0000	0	0	0	0.0000	0	0.0000	NA	NA	0				
(c)	Sovereign Wealth Funds		0	0	0	0	0	0.0000	0	0	0	0.0000	0	0.0000	NA	NA	0				
(d)	Foreign Portfolio Investors Category I		35	147576	0	0	147576	0.9889	147576	0	147576	0.9889	0	0.0000	NA	NA	147576	0	0	0	
(e)	Foreign Portfolio Investors Category II		1	16328	0	0	16328	0.1094	16328	0	16328	0.1094	0	0.0000	NA	NA	16328	0	0	0	
(f)	Overseas Depositories(holding DRs) (balancing figure)		0	0	0	0	0	0.0000	0	0	0	0.0000	0	0.0000	NA	NA	0				
(g)	Any Other (Specify)		0	0	0	0	0	0.0000	0	0	0	0.0000	0	0.0000	NA	NA	0				
	Sub Total (B)(2)		36	163904	0	0	163904	1.0984	163904	0	163904	1.0984	0	0.0000	NA	NA	163904	0	0	0	
3	Central Government/ State Government(s)																				
(a)	Central Government / President of India		0	0	0	0	0	0.0000	0	0	0	0.0000	0	0.0000	NA	NA	0				
(b)	State Government / Governor		0	0	0	0	0	0.0000	0	0	0	0.0000	0	0.0000	NA	NA	0				
(c)	Shareholding by Companies or Bodies Corporate where Central / State Government is a promoter		0	0	0	0	0	0.0000	0	0	0	0.0000	0	0.0000	NA	NA	0				
	Sub Total (B)(3)		0	0	0	0	0	0.0000	0	0	0	0.0000	0	0.0000	NA	NA	0	0	0	0	



Handwritten signature

4	Non-Institutions			0	0	0	0	0.0000	0	0	0	0.0000	0	0.0000	0	0.0000	NA	NA	0			
(a)	Associate companies / Subsidiaries	0	0	0	0	0	0.0000	0	0	0	0.0000	0	0.0000	0	0.0000	0	NA	NA	0			
(b)	Directors and their relatives (excluding Independent Directors and nominee Directors)	4	29517	0	0	29517	0.1978	29517	0	29517	0.1978	0	0.1978	0	0.0000	NA	NA	29517	0	0	0	
(c)	Key Managerial Personnel	0	0	0	0	0	0.0000	0	0	0	0.0000	0	0.0000	0	0.0000	NA	NA	0				
(d)	Relatives of promoters (other than 'immediate relatives' of promoters disclosed under 'Promoter and Promoter Group' category)	0	0	0	0	0	0.0000	0	0	0	0.0000	0	0.0000	0	0.0000	NA	NA	0				
(e)	Trusts where any person belonging to 'Promoter and Promoter Group' category is 'trustee', 'beneficiary', or 'author of the trust'	0	0	0	0	0	0.0000	0	0	0	0.0000	0	0.0000	0	0.0000	NA	NA	0				
(f)	Investor Education and Protection Fund (IEPF)	1	45318	0	0	45318	0.3037	45318	0	45318	0.3037	0	0.3037	0	0.0000	NA	NA	45318	0	0	0	
(g)	i. Resident individual holding nominal share capital up to Rs. 2 lakhs.	17462	1138762	0	0	1138762	7.6312	1138762	0	1138762	7.6312	0	7.6312	0	0.0000	NA	NA	1052164	0	0	0	
(h)	ii. Resident individual holding nominal share capital in excess of Rs. 2 lakhs.	6	465241	0	0	465241	3.1177	465241	0	465241	3.1177	0	3.1177	0	0.0000	NA	NA	465241	0	0	0	
(i)	Seetha Kumari	APFPS2411B	314649	0	0	314649	2.1086	314649	0	314649	2.1086	0	2.1086	0	0.0000	NA	NA	314649	0	0	0	
(j)	Non Resident Indians (NRIs)	416	169822	0	0	169822	1.1380	169822	0	169822	1.1380	0	1.1380	0	0.0000	NA	NA	169722	0	0	0	
(k)	Foreign Nationals	0	0	0	0	0	0.0000	0	0	0	0.0000	0	0.0000	0	0.0000	NA	NA	0				
(l)	Foreign Companies	0	0	0	0	0	0.0000	0	0	0	0.0000	0	0.0000	0	0.0000	NA	NA	0				
(m)	Bodies Corporate	117	254408	0	0	254408	1.7049	254408	0	254408	1.7049	0	1.7049	0	0.0000	NA	NA	253724	0	0	0	
(n)	Any Other (Specify)	391	57524	0	0	57524	0.3855	57524	0	57524	0.3855	0	0.3855	0	0.0000	NA	NA	57524	0	0	0	
(o)	Body Corp-Ltd Liability Partnership	13	14361	0	0	14361	0.0962	14361	0	14361	0.0962	0	0.0962	0	0.0000	NA	NA	14361	0	0	0	
(p)	Hindu Undivided Family	370	43042	0	0	43042	0.2884	43042	0	43042	0.2884	0	0.2884	0	0.0000	NA	NA	43042	0	0	0	
(q)	Clearing Member	8	121	0	0	121	0.0008	121	0	121	0.0008	0	0.0008	0	0.0000	NA	NA	121	0	0	0	
(r)	Sub Total (B)(4)	18397	2160592	0	0	2160592	14.4787	2160592	0	2160592	14.4787	0	14.4787	0	0.0000	NA	NA	2073210	0	0	0	
(s)	Total Public Shareholding (B)= (B)(1)+(B)(2)+(B)(3)+b(4)	18442	5291479	0	0	5291479	35.4597	5291479	0	5291479	35.4597	0	35.4597	0	0.0000	NA	NA	5204097	0	0	0	

Details of the shareholders acting as persons in Concert including their Shareholding (No. and %):


No. of shareholders	No. of Shares	%
0		

Details of Shares which remain unclaimed may be given hear along with details such as number of shareholders, outstanding shares held in demat/unclaimed suspense account, voting rights which are frozen etc.

No. of shareholders	No. of Shares
0	

Note :

- (1) PAN would not be displayed on website of Stock Exchange(s).
- (2) The above format needs to be disclosed along with the names of the shareholders holding 1% or more than 1% of shares of the listed entity. Column no.(XIII)is not applicable in the above format.
- (3) W.r.t. the information pertaining to Depository Receipts, the same may be disclosed in the respective columns to the extent information available and the balance to be disclosed as held by custodian.
- (4) Categorization and disclosure of each shareholder category should be carried out in the order prescribed in the above format. If a shareholder is falling under more than one category, then the same shall be classified in the category falling first
- (5) Sub-categorization of shares under column no.(XV) will be based on shareholding(no. of shares)under the following sub-categories:
 - (i) Shareholder who are represented by a nominee Director on the board of the listed entity or have the right to nominate a representative(i.e. Director)on the board of the listed entity.
 - (ii) Shareholder who have entered into shareholder agreement with the listed entity.
 - (iii) Shareholders acting as persons in concert with promoters.



Nilkamal Limited

Table IV - Statement showing shareholding pattern of the Non Promoter- Non Public shareholder


	Category & Name of the shareholders	PAN	Nos. of shareholders	No. of fully paid up equity shares held	Partly paid-up equity shares held	No. of shares underlying Depository Receipts	Total nos. shares held	Shareholding % calculated as per SCRR, 1957 As a % of (A+B+C2) (VIII) As a	Number of Voting Rights held in each class of securities			Shares Underlying Outstanding convertible securities (including securities	ing, as a % assuming full conversion of convertible securities	Number of Locked in shares		Number of Shares pledged or otherwise encumbered		Number of equity shares held in dematerialised form	
									No of Voting Rights					Total as a % of (A+B+C)	No. (a)	As a % of total Shares held(b)	No. (a)		As a % of total Shares held(b)
									Class eg: X	Class eg: y	Total								
1	Custodian/DR Holder		0	0	0	0	0	0.0000	0	0	0	0.0000	0	0.0000	0	0.0000	NA	NA	0
2	Employee Benefit Trust / Employee Welfare Trust under SEBI (Share based Employee Benefits and Sweat Equity) Regulations, 2021		0	0	0	0	0	0.0000	0	0	0	0.0000	0	0.0000	0	0.0000	NA	NA	0
	Total Non-Promoter- Non Public Shareholding (C)= (C)(1)+(C)(2)		0	0	0	0	0	0.0000	0	0	0	0.0000	0	0.0000	0	0.0000	NA	NA	0

Note :

(1) PAN would not be displayed on website of Stock Exchange(s).

(2) The above format needs to be disclosed along with the names of the shareholders holding 1% or more than 1% of shares of the listed entity. Column no.(XIII)is not applicable in the above format.

(3) W.r.t. the information pertaining to Depository Receipts, the same may be disclosed in the respective columns to the extent information available.



Prave