



**Shareholding Pattern under Regulation 31 of SEBI (Listing Obligations and Disclosure Requirements) Regulations, 2015**

1.	Name of Listed Entity: Nilkamal Limited	
2.	Scrip Code/Name of Scrip/Class of Security: 523385	
3.	Share Holding Pattern Filed under: Reg. 31(1)(a)/Reg. 31(1)(b)/Reg.31(1)(c)	
	a.	If under 31(1)(b) then indicate the report for Quarter ending 29.06.2024
	b.	If under 31(1)(c) then indicate date of allotment/extinguishment
4.	Declaration: The Listed entity is required to submit the following declaration to the extent of submission of information:-	

	Particulars	Yes*	No*
1	Whether the Listed Entity has issued any partly paid up shares?		No
2	Whether the Listed Entity has issued any Convertible Securities or Warrants?		No
3	Whether the Listed Entity has any shares against which depository receipts are issued?		No
4	Whether the Listed Entity has any shares in locked-in?		No
5	Whether any shares held by promoters are pledge or otherwise encumbered?		No


\* If the Listed Entity selects the option 'No' for the questions above, the columns for the partly paid up shares, Outstanding Convertible Securities/Warrants, depository receipts, locked-in shares, No of shares pledged or otherwise encumbered by promoters, as applicable, shall not be displayed at the time of dissemination on the Stock Exchange website. Also wherever there is 'No' declared by Listed Entity in above table the values will be considered as 'Zero' by default on submission of the format of holding of specified securities.

**Nilkamal Limited**

**Table I - Summary Statement holding of specified securities**

Category	Category of shareholder	Nos. of shareholders	No. of fully paid up equity shares held	No. of Partly paid-up equity shares held	No. of shares underlying Depository Receipts	Total nos. shares held	Shareholding as a % of total no. of shares (calculated as per SCRR, 1957)	Number of Voting Rights held in each class of securities			Shares Underlying Outstanding convertible securities (including	ing, as a % assuming full conversion of convertible securities	Number of Locked in shares		Number of Shares pledged or otherwise encumbered		Number of equity shares held in dematerialised form	
								No of Voting Rights					Total as a % of (A+B+C)	No. (a)	As a % of total Shares held(b)	No. (a)		As a % of total Shares held(b)
								Class eg: X	Class eg: y	Total								
(I)	(II)	(III)	(IV)	(V)	(VI)	(VII) =	(VIII) As a	(IX)			(X)	(XI) =	(XII)	(XIII)	(XIV)			
(A)	Promoter & Promoter Group	17	9631046	0	0	9631046	64.5403	9631046	0	9631046	64.5403	0	64.5403	0	0	0	0	9631046
(B)	Public	19651	5291479	0	0	5291479	35.4597	5291479	0	5291479	35.4597	0	35.4597	0	0	NA	NA	5222844
(C)	Non Promoter - Non Public					0			0			0			0	NA	NA	
(C1)	Shares Underlying DRs	0	0	0	0	0	0	0	0	0	0	0	0	0	0	NA	NA	0
(C2)	Shares Held By Employee Trust	0	0	0	0	0	0	0	0	0	0	0	0	0	0	NA	NA	0
	Total	19668	14922525	0	0	14922525	100	14922525	0	14922525	100	0	100	0	0	0	0	14853890

*P. W. W. W.*  


**Nilkamal Limited**

**Table II - Statement showing shareholding pattern of the Promoter and Promoter Group**

1	Category & Name of the shareholders (I)	Entity Type	PAN (II)	Nos. of shareholders (III)	No. of fully paid up equity shares held (IV)	Partly paid-up equity shares held (V)	No. of shares underlying Depository Receipts (VI)	Total nos. shares held (VII) =	Shareholding % calculated as per SCRR, 1957 As a % of (A+B+C2) (VIII) As a	Number of Voting Rights held in each class of securities			Total as a % of Total Voting Rights (IX)	Outstanding convertible securities (including convertible securities) (X)	Shareholding, as a % assuming full conversion of convertible securities (XI) =	Number of Locked in shares		Number of Shares pledged or otherwise encumbered		Number of equity shares held in dematerialised form (XIV)
										Class eg: X	Class eg: y	Total				No. (a)	As a % of total Shares held(b)	No. (a)	As a % of total Shares held(b)	
(a)	<b>Indian</b>			14	7254546	0	0	7254546	48.6147	7254546	0	7254546	48.6147	0	48.6147	0	0	0	0	7254546
	Individuals / Hindu Undivided Family																			
	Nayan S. Parekh	Promoters	AAFPP8628N	1	2202344	0	0	2202344	14.7585	2202344	0	2202344	14.7585	0	14.7585	0	0	0	0	2202344
	Hiten V. Parekh	Promoters	AABPP7421K	1	1801738	0	0	1801738	12.0739	1801738	0	1801738	12.0739	0	12.0739	0	0	0	0	1801738
	Manish Vamanrai Parekh	Promoters	AABPP4340B	1	1516043	0	0	1516043	10.1594	1516043	0	1516043	10.1594	0	10.1594	0	0	0	0	1516043
	Purvi Nayan Parekh	Promoters	AABPB2620G	1	435124	0	0	435124	2.9159	435124	0	435124	2.9159	0	2.9159	0	0	0	0	435124
	Manju M. Parekh	Promoters	AFPPP8823G	1	392796	0	0	392796	2.6322	392796	0	392796	2.6322	0	2.6322	0	0	0	0	392796
	Mihir Hiten Parekh	Promoters	ASDPP1854G	1	231900	0	0	231900	1.554	231900	0	231900	1.554	0	1.554	0	0	0	0	231900
	Vamanrai V. Parekh	Promoters	AABPP7420J	1	132900	0	0	132900	0.8906	132900	0	132900	0.8906	0	0.8906	0	0	0	0	132900
	Dhanay Nayan Parekh	Promoters	AUHPP7911Q	1	131900	0	0	131900	0.8839	131900	0	131900	0.8839	0	0.8839	0	0	0	0	131900
	Eashan Manish Parekh	Promoters	BBAPP3952J	1	131900	0	0	131900	0.8839	131900	0	131900	0.8839	0	0.8839	0	0	0	0	131900
	Sharad Vrajlal Parekh	Promoters	AABPP7423M	1	120800	0	0	120800	0.8095	120800	0	120800	0.8095	0	0.8095	0	0	0	0	120800
	Dhaniti Nayan Parekh	Promoters	AUHPP7893F	1	50000	0	0	50000	0.3351	50000	0	50000	0.3351	0	0.3351	0	0	0	0	50000
	Natasha Manish Parekh	Promoters	AUHPP7905J	1	50000	0	0	50000	0.3351	50000	0	50000	0.3351	0	0.3351	0	0	0	0	50000
	Priyanka Hemit Gandhi	Promoters	ASDPP1855H	1	50000	0	0	50000	0.3351	50000	0	50000	0.3351	0	0.3351	0	0	0	0	50000
	Smriti Hiten Parekh	Promoters	AFKPP2523G	1	7101	0	0	7101	0.0476	7101	0	7101	0.0476	0	0.0476	0	0	0	0	7101
(b)	<b>Central Government / State Government(s)</b>			0	0	0	0	0	0	0	0	0	0	0	0	0	0	0	0	0
(c)	<b>Financial Institutions / Banks</b>			0	0	0	0	0	0	0	0	0	0	0	0	0	0	0	0	0
(d)	<b>Any Other (Specify)</b>			3	2376500	0	0	2376500	15.9256	2376500	0	2376500	15.9256	0	15.9256	0	0	0	0	2376500
	<b>Bodies Corporate</b>			3	2376500	0	0	2376500	15.9256	2376500	0	2376500	15.9256	0	15.9256	0	0	0	0	2376500
	Nilkamal Builders Private Limited	Promoter Group	AAACN5016E	1	1464000	0	0	1464000	9.8107	1464000	0	1464000	9.8107	0	9.8107	0	0	0	0	1464000
	Heirloom Finance Private Limited	Promoter Group	AAACH1316F	1	912000	0	0	912000	6.1116	912000	0	912000	6.1116	0	6.1116	0	0	0	0	912000
	Shrimant Holding Private Limited	Promoter Group	AAACS5328J	1	500	0	0	500	0.0034	500	0	500	0.0034	0	0.0034	0	0	0	0	500
	<b>Sub Total (A)(1)</b>			17	9631046	0	0	9631046	64.5403	9631046	0	9631046	64.5403	0	64.5403	0	0	0	0	9631046
2	<b>Foreign</b>			0	0	0	0	0	0	0	0	0	0	0	0	0	0	0	0	0
(a)	<b>Individuals (Non-Resident Individuals / Foreign Individuals)</b>			0	0	0	0	0	0	0	0	0	0	0	0	0	0	0	0	0
(b)	<b>Government</b>			0	0	0	0	0	0	0	0	0	0	0	0	0	0	0	0	0
(c)	<b>Institutions</b>			0	0	0	0	0	0	0	0	0	0	0	0	0	0	0	0	0
(d)	<b>Foreign Portfolio Investor</b>			0	0	0	0	0	0	0	0	0	0	0	0	0	0	0	0	0
(e)	<b>Any Other (Specify)</b>			0	0	0	0	0	0	0	0	0	0	0	0	0	0	0	0	0
	<b>Sub Total (A)(2)</b>			0	0	0	0	0	0	0	0	0	0	0	0	0	0	0	0	0
	<b>Total Shareholding Of Promoter And Promoter Group (A)= (A)(1)+(A)(2)</b>			17	9631046	0	0	9631046	64.5403	9631046	0	9631046	64.5403	0	64.5403	0	0	0	0	9631046

Details of Shares which remain unclaimed may be given hear along with details such as number of shareholders, outstanding shares held in demat/unclaimed suspense account, voting rights which are frozen etc.

**Note :**

- (1) PAN would not be displayed on website of Stock Exchange(s)
- (2) The term 'Encumbrance' has the same meaning as assigned under regulation 28(3) of SEBI (Substantial Acquisition of Shares and Takeovers) Regulations, 2011.



**Nilkamal Limited**

**Table III - Statement showing shareholding pattern of the Public shareholder**

Category & Name of the shareholders	PAN	Nos. of shareholders	No. of fully paid up equity shares held	Partly paid-up equity shares held	No. of shares underlying Depository Receipts	Total nos. shares held	Shareholding % calculated as per SCRR, 1957 As a % of (A+B+C2)	Number of Voting Rights held in each class of securities			Shares Underlying Outstanding convertible securities (including securities	ing, as a % assuming full conversion of convertible securities	Number of Locked in shares		Number of Shares pledged or otherwise encumbered		Number of equity shares held in dematerialised form	Sub-categorization of shares		
								No of Voting Rights		Total as a % of Total Voting Rights			No. (a)	As a % of total Shares held(b)	No. (a)	As a % of total Shares held(b)		Shareholding(No. of shares) under	Sub-category(i)	Sub-category(ii)
								Class eg: X	Class eg: y											
<b>1</b>	<b>Institutions (Domestic)</b>																			
(a)	Mutual Fund		3	2640526	0	0	2640526	17.6949	2640526	0	2640526	17.6949	0	0	NA	NA	2640526	0	0	0
	Dsp Small Cap Fund	AAAJD0430B	1	1292863	0	0	1292863	8.6638	1292863	0	1292863	8.6638	0	0	NA	NA	1292863	0	0	0
	Kotak Small Cap Fund	AAATK4475F	1	717507	0	0	717507	4.8082	717507	0	717507	4.8082	0	0	NA	NA	717507	0	0	0
	Hdfc Small Cap Fund	AAATH1809A	1	630156	0	0	630156	4.2229	630156	0	630156	4.2229	0	0	NA	NA	630156	0	0	0
(b)	Venture Capital Funds		0	0	0	0	0	0	0	0	0	0	0	0	NA	NA	0	0	0	0
(c)	Alternate Investment Funds		0	0	0	0	0	0	0	0	0	0	0	0	NA	NA	0	0	0	0
(d)	Banks		1	300	0	0	300	0.002	300	0	300	0.002	0	0	NA	NA	300	0	0	0
(e)	Insurance Companies		0	0	0	0	0	0	0	0	0	0	0	0	NA	NA	0	0	0	0
(f)	Provident Funds/ Pension Funds		0	0	0	0	0	0	0	0	0	0	0	0	NA	NA	0	0	0	0
(g)	Asset Reconstruction Companies		0	0	0	0	0	0	0	0	0	0	0	0	NA	NA	0	0	0	0
(h)	Sovereign Wealth Funds		0	0	0	0	0	0	0	0	0	0	0	0	NA	NA	0	0	0	0
(i)	NBFCs registered with RBI		1	12800	0	0	12800	0.0858	12800	0	12800	0.0858	0	0	NA	NA	12800	0	0	0
(j)	Other Financial Institutions		0	0	0	0	0	0	0	0	0	0	0	0	NA	NA	0	0	0	0
(k)	Any Other (Specify)		0	0	0	0	0	0	0	0	0	0	0	0	NA	NA	0	0	0	0
	Sub Total (B)(1)		5	2653626	0	0	2653626	17.7827	2653626	0	2653626	17.7827	0	0	NA	NA	2653626	0	0	0
<b>2</b>	<b>Institutions (Foreign)</b>																			
(a)	Foreign Direct Investment		0	0	0	0	0	0	0	0	0	0	0	0	NA	NA	0	0	0	0
(b)	Foreign Venture Capital Investors		0	0	0	0	0	0	0	0	0	0	0	0	NA	NA	0	0	0	0
(c)	Sovereign Wealth Funds		0	0	0	0	0	0	0	0	0	0	0	0	NA	NA	0	0	0	0
(d)	Foreign Portfolio Investors Category I		40	161441	0	0	161441	1.0819	161441	0	161441	1.0819	0	0	NA	NA	161441	0	0	0
(e)	Foreign Portfolio Investors Category II		0	0	0	0	0	0	0	0	0	0	0	0	NA	NA	0	0	0	0
(f)	Overseas Depositories(holding DRs) (balancing figure)		0	0	0	0	0	0	0	0	0	0	0	0	NA	NA	0	0	0	0
(g)	Any Other (Specify)		0	0	0	0	0	0	0	0	0	0	0	0	NA	NA	0	0	0	0
	Sub Total (B)(2)		40	161441	0	0	161441	1.0819	161441	0	161441	1.0819	0	0	NA	NA	161441	0	0	0
<b>3</b>	<b>Central Government/ State Government(s)</b>																			
(a)	Central Government / President of India		0	0	0	0	0	0	0	0	0	0	0	0	NA	NA	0	0	0	0
(b)	State Government / Governor		0	0	0	0	0	0	0	0	0	0	0	0	NA	NA	0	0	0	0
(c)	Shareholding by Companies or Bodies Corporate where Central / State Government is a promoter		0	0	0	0	0	0	0	0	0	0	0	0	NA	NA	0	0	0	0
	Sub Total (B)(3)		0	0	0	0	0	0	0	0	0	0	0	0	NA	NA	0	0	0	0
<b>4</b>	<b>Non-institutions</b>																			
(a)	Associate companies / Subsidiaries		0	0	0	0	0	0	0	0	0	0	0	0	NA	NA	0	0	0	0
(b)	Directors and their relatives (excluding Independent Directors and nominee Directors)		4	29517	0	0	29517	0.1978	29517	0	29517	0.1978	0	0	NA	NA	29517	0	0	0

*Shri...*




**Nilkamal Limited**

**Table IV - Statement showing shareholding pattern of the Non Promoter- Non Public shareholder**

	Category & Name of the shareholders	PAN	Nos. of shareholders	No. of fully paid up equity shares held	Partly paid-up equity shares held	No. of shares underlying Depository Receipts	Total nos. shares held	Shareholding % calculated as per SCRR, 1957 As a % of (A+B+C2)	Number of Voting Rights held in each class of securities				No. of Shares Underlying Outstanding convertible securities (including securities)	Shareholding, as a % assuming full conversion of convertible securities	Number of Locked in shares		Number of Shares pledged or otherwise encumbered		Number of equity shares held in dematerialised form
									No of Voting Rights			Total as a % of (A+B+C)			No. (a)	As a % of total Shares held(b)	No. (a)	As a % of total Shares held(b)	
									Class eg: X	Class eg: y	Total								
(I)	(II)	(III)	(IV)	(V)	(VI)	(VII) =	(VIII) As a	(IX)				(X)	(XI)=	(XII)	(XIII)	(XIV)			
1	Custodian/DR Holder		0	0	0	0	0	0.0000	0	0	0	0.0000	0	0.0000	0	0.0000	NA	NA	0
2	Employee Benefit Trust / Employee Welfare Trust under SEBI (Share based Employee Benefits and Sweat Equity) Regulations, 2021		0	0	0	0	0	0.0000	0	0	0	0.0000	0	0.0000	0	0.0000	NA	NA	0
	<b>Total Non-Promoter- Non Public Shareholding (C)= (C)(1)+(C)(2)</b>		<b>0</b>	<b>0</b>	<b>0</b>	<b>0</b>	<b>0</b>	<b>0.0000</b>	<b>0</b>	<b>0</b>	<b>0</b>	<b>0.0000</b>	<b>0</b>	<b>0.0000</b>	<b>0</b>	<b>0.0000</b>	<b>NA</b>	<b>NA</b>	<b>0</b>

**Note :**

- (1) PAN would not be displayed on website of Stock Exchange(s).
- (2) The above format needs to be disclosed along with the names of the shareholders holding 1% or more than 1% of shares of the listed entity. Column no.(XIII) is not applicable in the above format.
- (3) W.r.t. the information pertaining to Depository Receipts, the same may be disclosed in the respective columns to the extent information available.



[Home](#)[Validate](#)

Table VI - Statement showing foreign ownership limits

Particulars	Approved limits (%)	Limits utilized (%)
As on shareholding date	100.00	1.64
As on the end of previous 1st quarter	100.00	1.68
As on the end of previous 2nd quarter	100.00	1.63
As on the end of previous 3rd quarter	100.00	1.65
As on the end of previous 4th quarter	100.00	1.65

**Notes :-**

- 1) "Approved Limits (%)" means the limit approved by Board of Directors / shareholders of the Listed entity. In case the listed entity has no Board approved limit, provide details of sectoral / statutory cap prescribed by Government / Regulatory Authorities
- 2) Details of Foreign ownership includes foreign ownership / investments as specified in Rule 2(s) of the Foreign Exchange Management (Non-debt Instruments) Rules, 2019, made under the Foreign Exchange Management Act, 1999.

